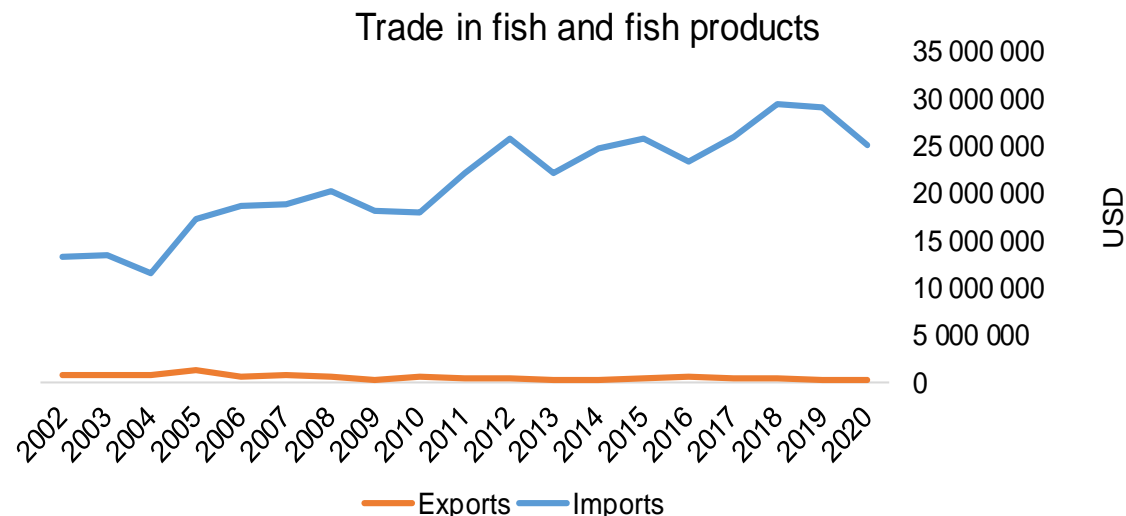




COUNTRY BRIEF

Population	Ease of doing business rank
288 000	128th
Length of coastline	Exclusive economic zone
97 km	183 436 km ²
Average GDP growth	GDP per capita
-0.58%	USD 16 200



GDP from fisheries

0.06%

Fish available for consumption

43.0 kg/capita

Imports of fish and fish products - 2020

USD 25 119 700

Agricultural GDP from fisheries

4.39%

Fisheries and aquaculture production

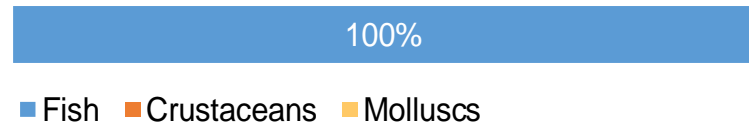
Total	1 542 tonnes
Fisheries	98%
Aquaculture	2%

Exports of fish and fish products - 2020


USD 296 740

Production and Trade Breakdown

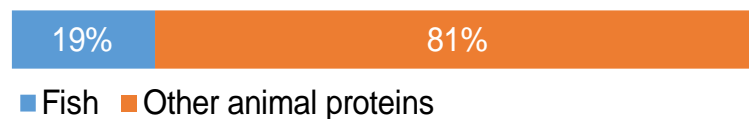
Production by volume



Imports by value



Exports by value



Production - Top 10 Species (Volume)

Rank	Species	Volume (Tonnes)
1 st	Flyingfishes nei	775
2 nd	Marine fishes nei	205
3 rd	Yellowfin tuna	173
4 th	Common dolphinfish	128
5 th	Carangids nei	100
6 th	Snappers, jobfishes nei	25
7 th	Nile tilapia	25
8 th	Blue marlin	22
9 th	Bigeye tuna	20
10 th	Atlantic sailfish	15

Imports - Top 10 Products (Value)

			USD
1 st	Tunas, skipjack, bonito	prepared or preserved; whole or in pieces HS 1604.14	6 984 780
2 nd	Fish, other than species in 0303.5	frozen; excluding fillets, livers and roes HS 0303.59	4 672 680
3 rd	Sardines, sardinella, brisling or sprats	prepared or preserved; whole or in pieces HS 1604.13	2 045 350
4 th	Fish	dried, whether or not salted; not smoked HS 0305.59	1 046 800
5 th	Fish, other than species in 0303	frozen; excluding fillets, livers and roes HS 0303.89	1 013 030
6 th	Shrimps, prawns	frozen HS 0306.17	933 300
7 th	Fish, other than species in 0305.3	dried, salted or in brine; not smoked HS 0305.39	847 800
8 th	Swordfish	frozen; excluding fillets, livers and roes HS 0303.57	564 990
9 th	Mackerel	prepared or preserved; whole or in pieces HS 1604.15	511 950
10 th	Fish, other than species in 0304	frozen meat; excluding fillets, livers and roes HS 0304.99	493 750

Exports - Top 10 Products (Value)


			USD
1 st	Yellowfin tunas	fresh or chilled; excluding fillets, livers and roes HS 0302.32	172 280
2 nd	Carp, eels	fresh or chilled fillets HS 0304.39	62 420
3 rd	Fish	prepared or preserved HS 1604.20	35 670
4 th	Crab	prepared or preserved HS 1605.10	8 780
5 th	Fish	fresh or chilled fillets HS 0304.49	6 560
6 th	Fish, other than species in 0304	frozen fillets HS 0304.89	5 190
7 th	Scallops	frozen HS 0307.22	2 070
8 th	Fish, other than species in 0303	frozen; excluding fillets, livers and roes HS 0303.89	1 160
9 th	Atlantic, Danube salmon	frozen; excluding fillets, livers and roes HS 0303.13	1 140
10 th	Bigeye tunas	fresh or chilled; excluding fillets, livers and roes HS 0302.34	1 000

Established in 1984, GLOBEFISH is a multi-donor funded project in the Fisheries Division of the Food and Agriculture Organization of the United Nations (FAO), responsible for providing up-to-date market and trade information on fish and fish products.

[Visit our website](#)

[Subscribe to our newsletter](#) or [email us](#)

Recent Publications



[Globefish Highlights](#)

Our flagship publication, focused on prices and analysis of market trends covering a variety of major commodities. Released quarterly.



[Chinese Fish Price Report](#)

Comprehensive coverage of Chinese price trends, market information for commercially significant species, along with industry news and policy updates. Released quarterly.



[European Price Report](#)

Market and price analysis for fish and fish products in the European market. Released monthly.



This is the second edition of the GLOBEFISH Market Profiles produced for this country, and was made at the beginning of 2023.

These profiles are based on nationally reported data or information published by international agencies. As the profile is intended to reflect the most up to date information available, reporting years may vary between sections and commodities.

The designations employed and the presentation of material in this information product do not imply the expression of any opinion whatsoever on the part of FAO concerning the legal or constitutional status of any country, territory or sea area, or the delimitation of frontiers or boundaries.

The data herein presented is compiled by FAO staff at the time of its production, "as is" and "as available", and every effort is made to ensure, but not guarantee, their timeliness, accuracy and completeness. FAO assumes no responsibility for errors and omissions in the data provided. Users are, however, kindly asked to report any errors or deficiencies in this product to FAO GLOBEFISH (globefish@fao.org).

Please note

Re-exports and re-imports are not included. The term N/A has been used to indicate that information was not found in the indicated sources. The classification of fish and fish products as either processed or unprocessed is very broad and is intended for indicative purposes only.

[HS codes for fish and fish products](#)

International trade codes for fish and fish products in a user friendly format.



Sources and time periods:

-Fishing and aquaculture production (2020):
FAO's [Global Fishery and Aquaculture Production Statistics](#)

-Fish available for consumption (2017):
FAO's [Fishery and Aquaculture Statistics 2019](#)

-Population (2020), GDP Growth (2016-2020), GDP per Capita (2020):
IMF's [World Economic Outlook Databases](#)

-Imports, Exports and Share of Trade (2020):
FAO's [Global Fishery and Aquaculture Commodities Statistics](#)

-GDP, GDP from fisheries, GDP from agriculture (2020):
World Bank's [World Development Indicators](#),
OECD's [National Accounts Statistics](#) or
UNSD's [National Accounts](#)

-Ease of doing business (2020):
World Bank's [Ease of Doing Business](#) ranking

-Length of Coastline, Exclusive Economic Zone, Exclusive Fishing Zone (2003):
UNEP's [Global Environment Outlook](#)

[GLOBEFISH](#)

Explore more market information on the GLOBEFISH website



[European Price Dashboard](#)

Hundreds of prices, updated every Monday

