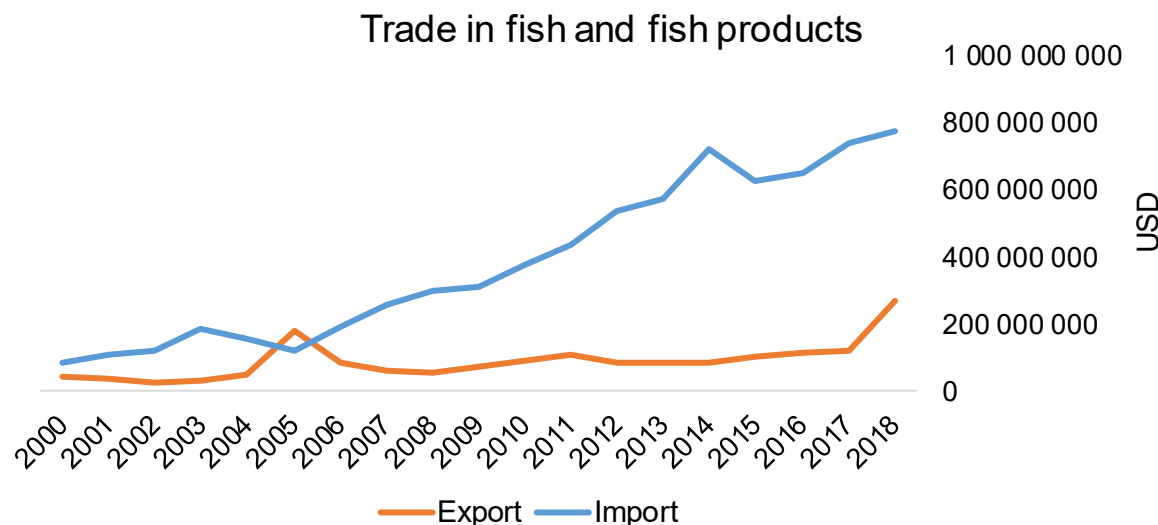




COUNTRY BRIEF

Population	Ease of doing business rank
9 487 200	12th
Length of coastline	Exclusive economic zone
2 871 km	21 200 km ²
Average GDP growth	GDP per capita
N/A	USD 43 005



GDP from fisheries

N/A

Fish available for consumption

26.4 kg/capita

Imports of fish and fish products - 2018

USD 773 590 000

Agricultural GDP from fisheries

N/A

Fisheries and aquaculture production

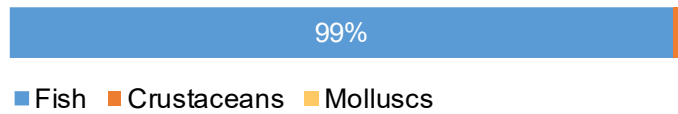
Total	76 230 tonnes
Fisheries	96%
Aquaculture	4%

Exports of fish and fish products - 2018

USD 269 153 000

Production and Trade Breakdown

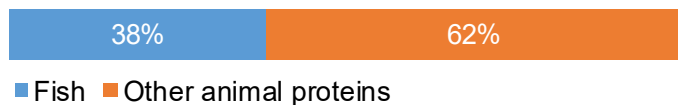
Production by volume



Imports by value



Exports by value



Production - Top 10 Species (Volume)

Rank	Species	Volume (Tonnes)
1 st	Narrow-barred Spanish mackerel	17 250
2 nd	Spangled emperor	8 600
3 rd	Orange-spotted grouper	8 200
4 th	Duskytail grouper	4 900
5 th	Grunts, sweetlips nei	4 220
6 th	Queenfishes	4 010
7 th	Emperors nei	2 870
8 th	Orangespotted trevally	2 700
9 th	Marine fishes nei	2 420
10 th	Spinefeet nei	2 200

Imports - Top 10 Products (Value)

			USD
1 st	Shrimps, prawns	frozen HS 0306.17	235 758 000
2 nd	Tunas, skipjack, bonito	prepared or preserved; whole or in pieces HS 1604.14	83 047 000
3 rd	Atlantic, Danube salmon	fresh or chilled; excluding fillets, livers and roes HS 0302.14	54 671 000
4 th	Catfish	frozen fillets HS 0304.62	28 888 000
5 th	Fish, other than species in 0302	fresh or chilled; excluding fillets, livers and roes HS 0302.89	27 761 000
6 th	Seabream	fresh or chilled; excluding fillets, livers and roes HS 0302.85	21 910 000
7 th	Fish, other than species in 0303	frozen; excluding fillets, livers and roes HS 0303.89	18 902 000
8 th	Shrimps, prawns	frozen; cold-water species HS 0306.16	15 588 000
9 th	Fish, other than species in 0304.7	frozen fillets HS 0304.79	14 375 000
10 th	Nile perch	frozen fillets HS 0304.63	14 072 000

Exports - Top 10 Products (Value)

			USD
1 st	Shrimps, prawns	frozen HS 0306.17	88 796 000
2 nd	Shrimps, prawns	prepared or preserved, in airtight containers HS 1605.29	50 089 000
3 rd	Shrimps, prawns	prepared or preserved, not in airtight containers HS 1605.21	25 076 000
4 th	Fish	prepared or preserved HS 1604.20	13 785 000
5 th	Fish, other than species in 0303	frozen; excluding fillets, livers and roes HS 0303.89	12 097 000
6 th	Lobsters	frozen HS 0306.12	11 389 000
7 th	Carp, eels	fresh or chilled fillets HS 0304.39	9 737 000
8 th	Shrimps, prawns	frozen; cold-water species HS 0306.16	5 921 000
9 th	Fish, other than species in 0304	frozen meat; excluding fillets, livers and roes HS 0304.99	5 396 000
10 th	Shark fins	dried, smoked, salted or in brine HS 0305.71	2 800 000

A GLOBEFISH Product

Information, Disclaimer


Sources

Established in 1984, GLOBEFISH is a multi-donor funded project in the Fisheries Division of the Food and Agriculture Organization of the United Nations (FAO), responsible for providing up-to-date market and trade information on fish and fish products.

[Visit our website](#)


[Subscribe to our newsletter](#) or [email us](#)

Recent Publications



[Globefish Highlights, 1/2021](#)

Our flagship publication, focused on prices and analysis of market trends covering a variety of major commodities. Released quarterly.



[Chinese Fish Price Report, 3/2020](#)

Comprehensive coverage of Chinese price trends, market information for commercially significant species, along with industry news and policy updates. Released quarterly.



[European Price Report, 4/2021](#)

Market and price analysis for fish and fish products in the European market. Released monthly.



This is the first edition of the GLOBEFISH Market Profiles produced for this country, and was made at the beginning of 2021.

These profiles are based on nationally reported data or information published by international agencies. As the profile is intended to reflect the most up to date information available, reporting years may vary between sections and commodities.

The designations employed and the presentation of material in this information product do not imply the expression of any opinion whatsoever on the part of FAO concerning the legal or constitutional status of any country, territory or sea area, or the delimitation of frontiers or boundaries.

The data herein presented is compiled by FAO staff at the time of its production, "as is" and "as available," and every effort is made to ensure, but not guarantee, their timeliness, accuracy and completeness. FAO assumes no responsibility for errors and omissions in the data provided. Users are, however, kindly asked to report any errors or deficiencies in this product to FAO GLOBEFISH (globefish@fao.org).

Please note

Re-exports and re-imports are not included.

The term N/A has been used to indicate that information was not found in the indicated sources. The classification of fish and fish products as either processed or unprocessed is very broad, and is intended for indicative purposes only.

[HS codes for fish and fish products](#)

International trade codes for fish and fish products in a user friendly format.



Sources and time periods:

-Fishing and aquaculture production (2018):
FAO's [Global Fishery and Aquaculture Production Statistics](#)

-Fish available for consumption (2017):
FAO's [Fishery and Aquaculture Statistics 2016](#)

-Population (2018), GDP Growth (2013-2018), GDP per Capita (2018):
IMF's [World Economic Outlook Databases](#)

-Imports, Exports and Share of Trade (2000-2018):
FAO's [Global Fishery and Aquaculture Commodities Statistics](#)

-GDP, GDP from fisheries, GDP from agriculture (2018):
World Bank's [World Development Indicators](#),
OECD's [National Accounts Statistics](#) or
UNSD's [National Accounts](#)

-Ease of doing business (2018):
World Bank's [Ease of Doing Business](#) ranking

-Length of Coastline, Exclusive Economic Zone, Exclusive Fishing Zone (2003):
UNEP's [Global Environment Outlook](#)

[GLOBEFISH](#)

Explore more market information on the GLOBEFISH website



[GLOBEFISH on ISSUU](#)

Read GLOBEFISH publications on ISSUU

