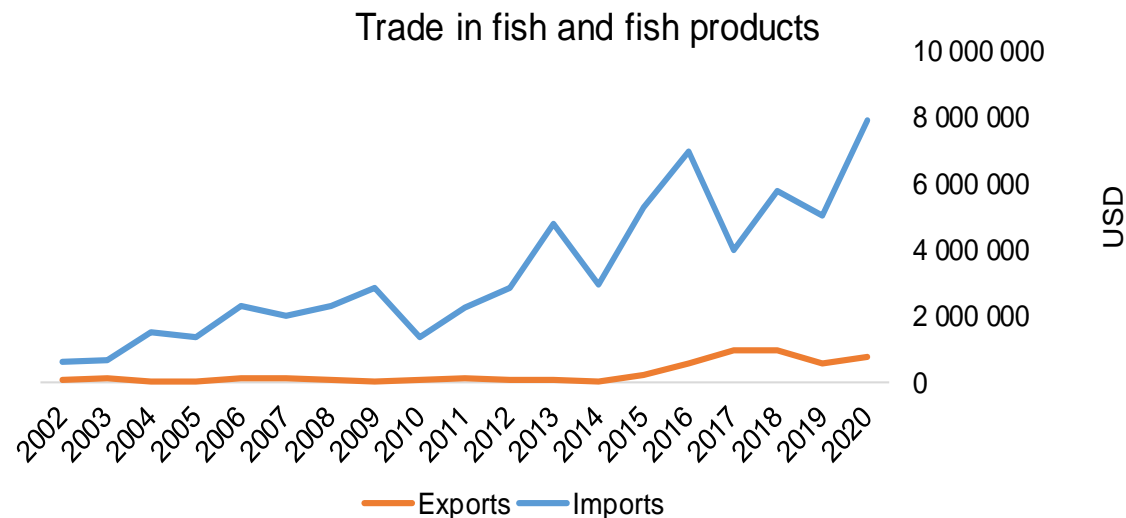




## COUNTRY BRIEF

Population	Ease of doing business rank
988 000	112th
Length of coastline	Exclusive economic zone
443 km	2 488 km <sup>2</sup>
Average GDP growth	GDP per capita
5.13%	USD 3 200



GDP from fisheries

0.50%

Fish available for consumption

3.7 kg/capita

Imports of fish and fish products - 2020

USD 7 962 430

Agricultural GDP from fisheries

N/A

Fisheries and aquaculture production

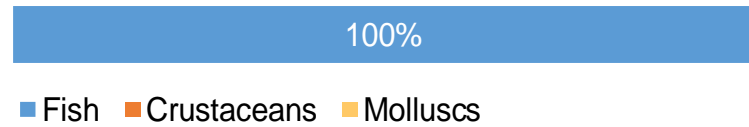
Total	2 323 tonnes
Fisheries	100%
Aquaculture	0%

Exports of fish and fish products - 2020

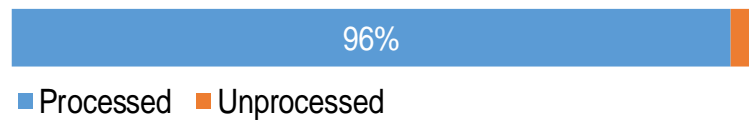
USD 804 400

## Production and Trade Breakdown

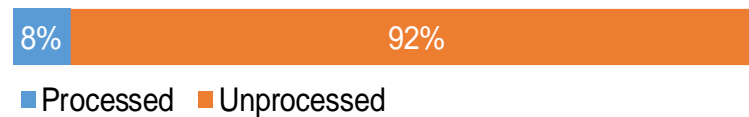
### Production by volume



### Imports by value



### Exports by value



## Production - Top 10 Species (Volume)

Rank	Species	Volume (Tonnes)
1 <sup>st</sup>	Narrow-barred Spanish mackerel	292
2 <sup>nd</sup>	Longtail tuna	291
3 <sup>rd</sup>	Kawakawa	230
4 <sup>th</sup>	Bigeye trevally	183
5 <sup>th</sup>	Requiem sharks nei	163
6 <sup>th</sup>	Orangespotted trevally	153
7 <sup>th</sup>	talang queenfish	108
8 <sup>th</sup>	Pickhandle barracuda	75
9 <sup>th</sup>	Cobia	70
10 <sup>th</sup>	[Lethrinus spp]	67

## Imports - Top 10 Products (Value)

			USD
1 <sup>st</sup>	Tunas, skipjack, bonito	prepared or preserved; whole or in pieces HS 1604.14	7 212 590
2 <sup>nd</sup>	Fish, other than species in 0303	frozen; excluding fillets, livers and roes HS 0303.89	186 220
3 <sup>rd</sup>	Sardines, sardinella, brisling or sprats	prepared or preserved; whole or in pieces HS 1604.13	164 470
4 <sup>th</sup>	Shrimps, prawns	prepared or preserved, in airtight containers HS 1605.29	83 180
5 <sup>th</sup>	Fish	prepared or preserved HS 1604.20	65 600
6 <sup>th</sup>	Shrimps, prawns	frozen HS 0306.17	63 790
7 <sup>th</sup>	Fish, other than species in 1604	prepared or preserved; whole or in pieces HS 1604.19	42 710
8 <sup>th</sup>	Pacific, Atlantic, Danube salmon	smoked, including fillets HS 0305.41	31 270
9 <sup>th</sup>	Salmon	prepared or preserved; whole or in pieces HS 1604.11	26 790
10 <sup>th</sup>	Fish, other than species in 0304	frozen fillets HS 0304.89	14 010

## Exports - Top 10 Products (Value)


			USD
1 <sup>st</sup>	Non-freshwater ornamental fish	live HS 0301.19	630 740
2 <sup>nd</sup>	Rock lobster, other sea crawfish	frozen HS 0306.11	71 370
3 <sup>rd</sup>	Fish, other than species in 0304	frozen fillets HS 0304.89	34 090
4 <sup>th</sup>	Sea cucumbers	dried, smoked, salted or in brine or smoked HS 0308.19	27 230
5 <sup>th</sup>	Fish, other than species in 0303	frozen; excluding fillets, livers and roes HS 0303.89	21 040
6 <sup>th</sup>	Freshwater ornamental fish	live HS 0301.11	8 390
7 <sup>th</sup>	Lobsters	frozen HS 0306.12	4 820
8 <sup>th</sup>	Shrimps, prawns	frozen HS 0306.17	3 320
9 <sup>th</sup>	Aquatic invertebrates, other than species in 03	includes derivative flours, meals, pellets HS 0308.90	1 060
10 <sup>th</sup>	Sole	frozen; excluding fillets, livers and roes HS 0303.33	980

Established in 1984, GLOBEFISH is a multi-donor funded project in the Fisheries Division of the Food and Agriculture Organization of the United Nations (FAO), responsible for providing up-to-date market and trade information on fish and fish products.

[Visit our website](#)

[Subscribe to our newsletter](#) or [email us](#)

## Recent Publications



### [Globefish Highlights](#)

Our flagship publication, focused on prices and analysis of market trends covering a variety of major commodities. Released quarterly.



### [Chinese Fish Price Report](#)

Comprehensive coverage of Chinese price trends, market information for commercially significant species, along with industry news and policy updates. Released quarterly.



### [European Price Report](#)

Market and price analysis for fish and fish products in the European market. Released monthly.



This is the second edition of the GLOBEFISH Market Profiles produced for this country, and was made at the beginning of 2023.

These profiles are based on nationally reported data or information published by international agencies. As the profile is intended to reflect the most up to date information available, reporting years may vary between sections and commodities.

The designations employed and the presentation of material in this information product do not imply the expression of any opinion whatsoever on the part of FAO concerning the legal or constitutional status of any country, territory or sea area, or the delimitation of frontiers or boundaries.

The data herein presented is compiled by FAO staff at the time of its production, "as is" and "as available", and every effort is made to ensure, but not guarantee, their timeliness, accuracy and completeness. FAO assumes no responsibility for errors and omissions in the data provided. Users are, however, kindly asked to report any errors or deficiencies in this product to FAO GLOBEFISH ([globefish@fao.org](mailto:globefish@fao.org)).

### **Please note**

Re-exports and re-imports are not included. The term N/A has been used to indicate that information was not found in the indicated sources. The classification of fish and fish products as either processed or unprocessed is very broad and is intended for indicative purposes only.

### [HS codes for fish and fish products](#)

International trade codes for fish and fish products in a user friendly format.



Sources and time periods:

-Fishing and aquaculture production (2020):  
FAO's [Global Fishery and Aquaculture Production Statistics](#)

-Fish available for consumption (2017):  
FAO's [Fishery and Aquaculture Statistics 2019](#)

-Population (2020), GDP Growth (2016-2020), GDP per Capita (2020):  
IMF's [World Economic Outlook Databases](#)

-Imports, Exports and Share of Trade (2020):  
FAO's [Global Fishery and Aquaculture Commodities Statistics](#)

-GDP, GDP from fisheries, GDP from agriculture (2020):  
World Bank's [World Development Indicators](#),  
OECD's [National Accounts Statistics](#) or  
UNSD's [National Accounts](#)

-Ease of doing business (2020):  
World Bank's [Ease of Doing Business](#) ranking

-Length of Coastline, Exclusive Economic Zone, Exclusive Fishing Zone (2003):  
UNEP's [Global Environment Outlook](#)

### [GLOBEFISH](#)

Explore more market information on the GLOBEFISH website



### [European Price Dashboard](#)

Hundreds of prices, updated every Monday

