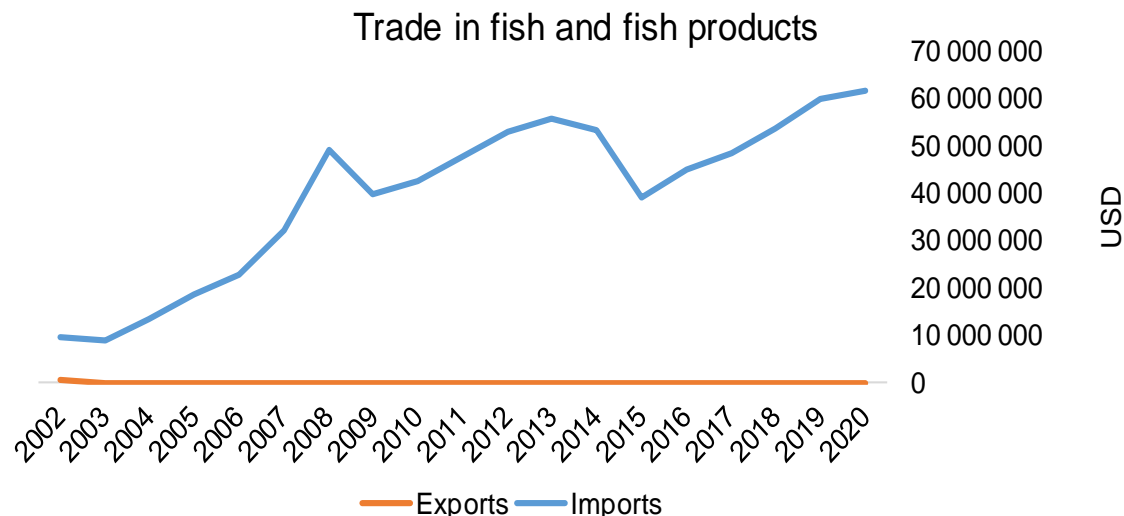




COUNTRY BRIEF

| | |
|---------------------|-----------------------------|
| Population | Ease of doing business rank |
| 2 634 000 | 48th |
| Length of coastline | EEZ/EFZ |
| N/A | N/A |
| Average GDP growth | GDP per capita |
| 5.70% | USD 4 400 |



GDP from fisheries

N/A

Fish available for consumption

N/A

Imports of fish and fish products - 2020

USD 61 837 710

Agricultural GDP from fisheries

N/A

Fisheries and aquaculture production

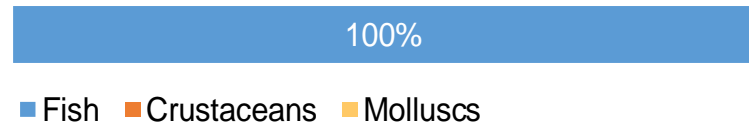
| | |
|-------------|---------------|
| Total | 12 650 tonnes |
| Fisheries | 0% |
| Aquaculture | 100% |

Exports of fish and fish products - 2020

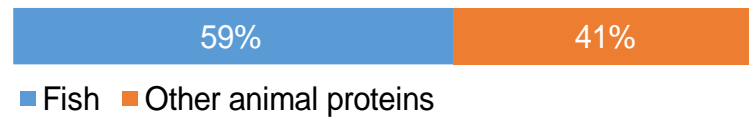
USD 13 560

Production and Trade Breakdown

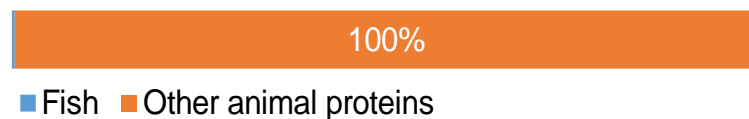
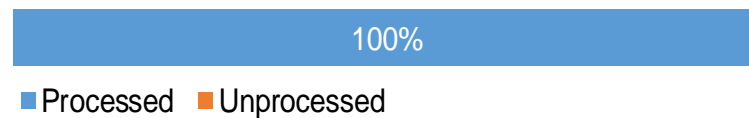
Production by volume



Imports by value



Exports by value



Production - Top 10 Species (Volume)

| Rank | Species | Volume (Tonnes) |
|------------------|-------------------------|-----------------|
| 1 st | Silver carp | 4 800 |
| 2 nd | Common carp | 4 202 |
| 3 rd | Bighead carp | 1 900 |
| 4 th | Grass carp (White amur) | 800 |
| 5 th | Crucian carp | 760 |
| 6 th | Sturgeons nei | 70 |
| 7 th | Freshwater fishes nei | 62 |
| 8 th | Cyprinids nei | 25 |
| 9 th | Freshwater bream | 14 |
| 10 th | Roaches nei | 7 |

Imports - Top 10 Products (Value)

| | | | USD |
|------------------|---|---|-----------|
| 1 st | Mackerel | frozen; excluding fillets, livers and roes HS 0303.54 | 8 942 810 |
| 2 nd | Hake | frozen; excluding fillets, livers and roes HS 0303.66 | 8 917 430 |
| 3 rd | Herrings | frozen; excluding fillets, livers and roes HS 0303.51 | 5 555 950 |
| 4 th | Sardines, sardinella, brisling or sprats | prepared or preserved; whole or in pieces HS 1604.13 | 4 199 450 |
| 5 th | Fish | prepared or preserved HS 1604.20 | 2 992 990 |
| 6 th | Atlantic, Danube salmon | frozen; excluding fillets, livers and roes HS 0303.13 | 2 967 830 |
| 7 th | Pacific, Atlantic, Danube salmon | fresh or chilled fillets HS 0304.41 | 2 309 060 |
| 8 th | Fish, other than species in 0303 | frozen; excluding fillets, livers and roes HS 0303.89 | 2 235 880 |
| 9 th | Shrimps, prawns | frozen HS 0306.17 | 2 093 620 |
| 10 th | Tunas, skipjack, bonito | prepared or preserved; whole or in pieces HS 1604.14 | 1 415 620 |

Exports - Top 10 Products (Value)

| | | | USD |
|-----------------|-------------------|---|-------|
| 1 st | Fish | dried, whether or not salted; not smoked HS 0305.59 | 6 470 |
| 2 nd | Squid, cuttlefish | prepared or preserved HS 1605.54 | 3 880 |
| 3 rd | Caviar | prepared from fish eggs HS 1604.31 | 3 210 |

A GLOBEFISH Product

Information, Disclaimer


Sources

Established in 1984, GLOBEFISH is a multi-donor funded project in the Fisheries Division of the Food and Agriculture Organization of the United Nations (FAO), responsible for providing up-to-date market and trade information on fish and fish products.

[Visit our website](#)

[Subscribe to our newsletter](#) or [email us](#)

Recent Publications



[Globefish Highlights](#)

Our flagship publication, focused on prices and analysis of market trends covering a variety of major commodities. Released quarterly.



[Chinese Fish Price Report](#)

Comprehensive coverage of Chinese price trends, market information for commercially significant species, along with industry news and policy updates. Released quarterly.



[European Price Report](#)

Market and price analysis for fish and fish products in the European market. Released monthly.



This is the second edition of the GLOBEFISH Market Profiles produced for this country, and was made at the beginning of 2023.

These profiles are based on nationally reported data or information published by international agencies. As the profile is intended to reflect the most up to date information available, reporting years may vary between sections and commodities.

The designations employed and the presentation of material in this information product do not imply the expression of any opinion whatsoever on the part of FAO concerning the legal or constitutional status of any country, territory or sea area, or the delimitation of frontiers or boundaries.

The data herein presented is compiled by FAO staff at the time of its production, "as is" and "as available", and every effort is made to ensure, but not guarantee, their timeliness, accuracy and completeness. FAO assumes no responsibility for errors and omissions in the data provided. Users are, however, kindly asked to report any errors or deficiencies in this product to FAO GLOBEFISH (globefish@fao.org).

Please note

Re-exports and re-imports are not included. The term N/A has been used to indicate that information was not found in the indicated sources. The classification of fish and fish products as either processed or unprocessed is very broad and is intended for indicative purposes only.

[HS codes for fish and fish products](#)

International trade codes for fish and fish products in a user friendly format.



Sources and time periods:

-Fishing and aquaculture production (2020):
FAO's [Global Fishery and Aquaculture Production Statistics](#)

-Fish available for consumption (2017):
FAO's [Fishery and Aquaculture Statistics 2019](#)

-Population (2020), GDP Growth (2016-2020), GDP per Capita (2020):
IMF's [World Economic Outlook Databases](#)

-Imports, Exports and Share of Trade (2020):
FAO's [Global Fishery and Aquaculture Commodities Statistics](#)

-GDP, GDP from fisheries, GDP from agriculture (2020):
World Bank's [World Development Indicators](#),
OECD's [National Accounts Statistics](#) or
UNSD's [National Accounts](#)

-Ease of doing business (2020):
World Bank's [Ease of Doing Business](#) ranking

-Length of Coastline, Exclusive Economic Zone, Exclusive Fishing Zone (2003):
UNEP's [Global Environment Outlook](#)

[GLOBEFISH](#)

Explore more market information on the GLOBEFISH website



[European Price Dashboard](#)

Hundreds of prices, updated every Monday

