



Food and Agriculture  
Organization of the  
United Nations

# EUROPEAN PRICE REPORT



## Latest trends

August 2023  
8/2023

The euro area annual inflation rate was 5.3 percent in July 2023, down from 5.5 percent in June. A year earlier, the rate was 8.9 percent. European Union annual inflation was 6.1 percent in July 2023, down from 6.4 percent in June. A year earlier, the rate was 9.8 percent. However, food products generally reported higher inflation rates.

In August 2023, prices of fishery products generally increased when compared to the previous months. This was especially true for the groundfish species. The high inflation rates reduced internal tourism in several areas, which led to less demand for the traditional fish species which are mainly targeting the hotel, restaurant and catering (HORECA) sector.

## GROUND FISH

The cod quota in the Barents Sea was cut by 20 percent in 2023, and the joint Norwegian – Russian research group for the Barents Sea has advised that it be cut by a further 20 percent for 2024. The reduction in the quota advice is limited by a rule that says that the quota cannot be reduced by over 20 percent per year. Landings of Barents Sea cod so far this year have been poor, therefore the supply situation will be tight.

### Index for prices

Groundfish	10
Flatfish	12
Tuna	13
Small Pelagics	14
Cephalopods	15
Crustaceans	17
Bivalves	17
Salmon	20
Trout	20
Freshwater fish	20
Non Traditional Species	21
Seabass-Seabream-Meagre	22

The **European Fish Price Report**, based on information supplied by industry correspondents, aims to provide guidance on broad price trends. Price information is indicative and should be used only for forecasting medium- and long-term trends. FAO is not responsible for any errors or omissions.

## GROUND FISH (cont.)

Supplies of Alaska pollock, on the other hand, are expected to increase. On the German market, one of the major discount chains has slashed prices for products based on pollock by as much as 12.5 percent. Lower raw material prices, especially on pollock imported from the Russian Federation, have enabled the discount chains to lower their prices on finished products like fish fingers. Prices are expected to drop further in September.

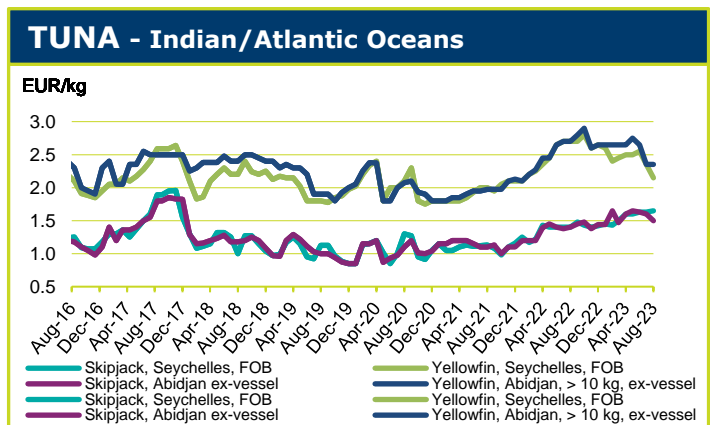
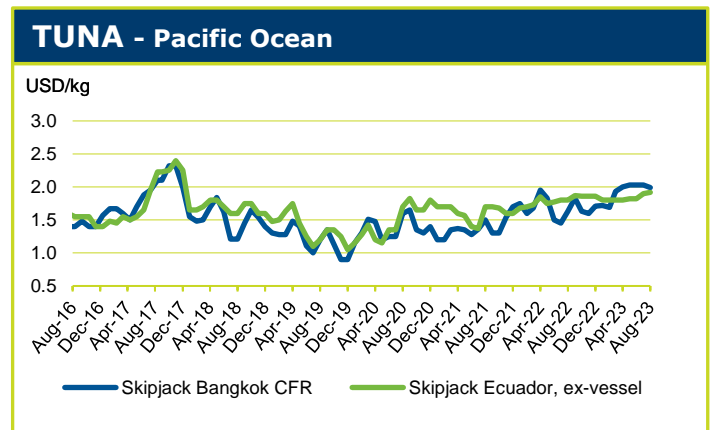
The season of consumption of wet-salted cod fillets from frozen raw material (*Gadus macrocephalus*) and wet-salted cod fillets (*Gadus morhua*) from fresh raw material is about to begin. The good news is that the general costs of production and raw materials have started to go down. Prices are expected to fall at this stage, while they will increase in the months from October to December, as the main consumption period is approaching.

## TUNA - BILLFISHES

The 3-month FAD closure in the Western and Central Pacific is in effect until 30 September. Fishing has picked up to the moderate level despite the FAD closure. The skipjack price is at a standstill as major traders and canneries are unable to agree on the price. However, it is likely to close below the USD 2 000 CFR Bangkok level paid so far. The Bangkok port is currently congested due to a backlog of carriers that arrived with cargo from before the FAD closure.

Catching in the Indian Ocean remains slow and local canneries continue to report low raw material inventories. Due to the poor fishing, skipjack prices increase while yellowfin prices continue to drop to EUR 2 150 due to poor demand from the European market, where canneries are closed for the summer break.

Fishing in the Atlantic Ocean slowed down again after a short spell of good fishing at the end of last month. Raw material inventories at local canneries have

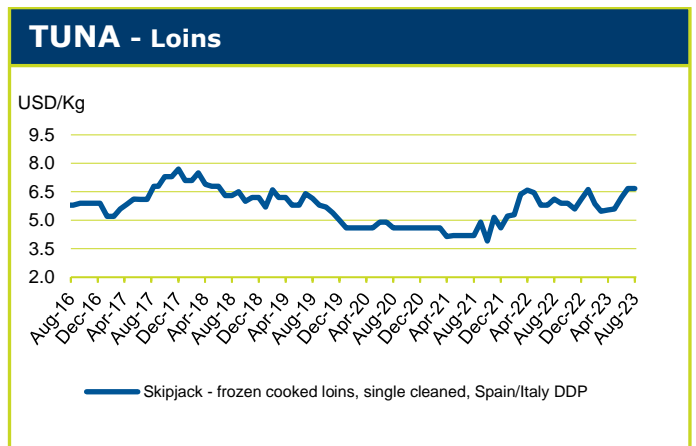
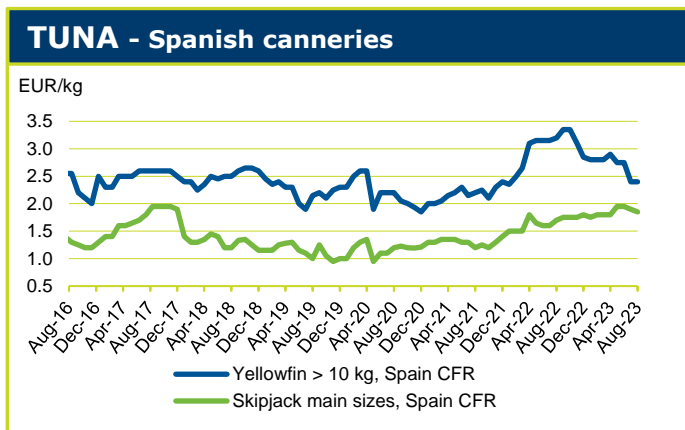


## TUNA - BILLFISHES

recovered back to the moderate level. Skipjack prices fell again while yellowfin prices remained stable.

The first 72-days IATTC 'veda' commenced on 29 July with 40 percent of the Eastern Pacific Ocean fleet opting to stop fishing during this 'veda' period. Fishing is reported to be moderate-to-good for the vessels still out fishing. Both skipjack and yellowfin prices are on an uptrend as a result of the 'veda'.

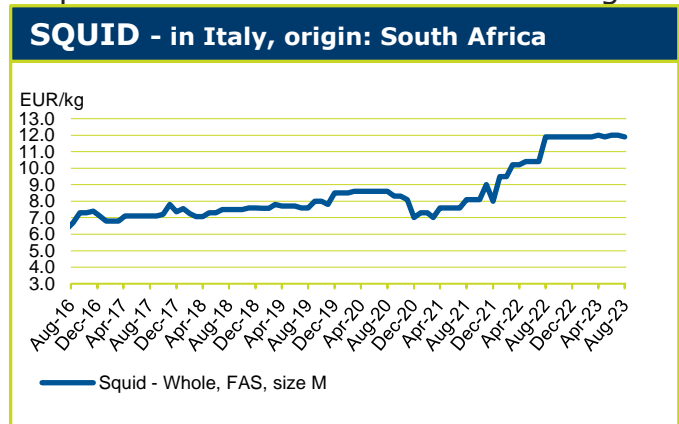
The European market price for skipjack and yellowfin are steady. The indicative price for cooked, single cleaned skipjack loins also remained on par with July.



## CEPHALOPODS

Demand for cephalopods in Europe was surprisingly low, despite the summer period. The winter weather in South Africa has ensured that catching has been minimal. But at least there have been reasonable rains in the Port Elizabeth area, partially refilling the empty dams. European buyers have not responded to offers at the last closing prices and it is clear that these will weaken when the first deals are struck.

The South African currency firmed against the Euro until a few days ago, when it again weakened. During the time that it firmed, this meant that prices translate into the local currency dropped, also making sellers reluctant to close deals.



## CEPHALOPODS (cont.)

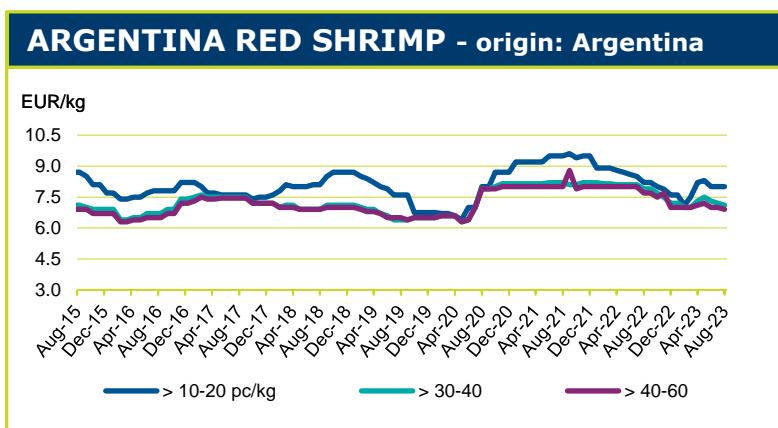
Demand for octopus is slow at the moment. As a result, African supply is reduced. It seems Indonesian octopus will start early this year, even in September, while the normal start of the season is in October. The current price now is competing with African octopus. Possibly, the market price would be cooling down in the coming months due to low demand and limited arrivals from Africa.

Demand is good for cuttlefish at the moment, both in Asia and Europe. Landings in Yemen are very good at the moment, and therefore prices are going down, despite the strong demand in the main markets. Some USD 0.20 per kg lower prices were recorded for all sizes.

## CRUSTACEANS

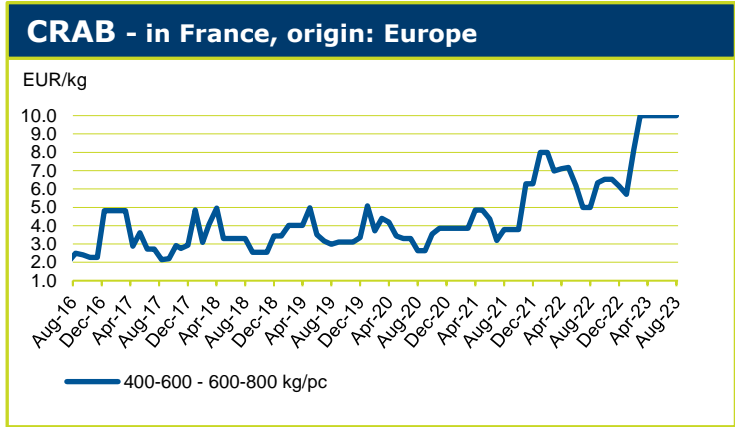
The current supply from Indonesia is low causing prices to go up. Meanwhile demand is dropping in the United States of America, the main importer for Indonesian vannamei shrimp. Higher prices in Indonesia are reducing demand even more.

In Argentina the fishing for shrimp in national waters continues, with high cold storage holding and stagnant demand. In Europe, too, there are high stocks of Argentine shrimp available. Prices went down by EUR 0.10 per kg between July and August for all sizes but the big size, for which prices stayed stable. As a result, the large sized shrimp (10-20 pc per kg) are now selling at EUR 0.80 per kg more than the next size (20-30 pc per kg). In August 2022, this difference was only EUR 0.20 per kg.



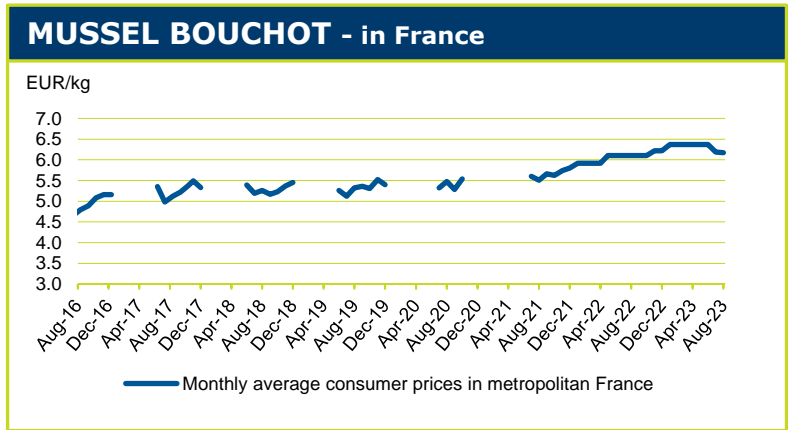
Prices of Norway lobster went up by EUR 1.00 kg in the Italian market in just one month, indicating that this species is a well-liked product in the restaurant sector, working during the tourist season.

Blue crab is an introduced species in the Mediterranean creating problems for the bivalve industry, especially in Italy. The Government allowed the commercialization of the species as an emergency measure, and is also trying to create a value chain for this new species in the market. The blue crab is offered in the market at a price of EUR 4.50 per kg, creating an interesting alternative to other crustaceans in the market. However, the demand is low, and the market has to be built up and the product promoted so most of harvested volumes are being destroyed and not sold on.



## BIVALVES

High water temperature in the Mediterranean is impacting bivalve production. For instance, the mussel produced in the area around Taranto (Italy) reports a death rate of the mussels of 50 percent during the month of July, when the water temperature exceeded 30 degree Celsius, while mussel requires a water temperature of around 24 degree Celsius. Prices of mussels from Taranto doubled, but this is not sufficient to counterbalance the economic impact, likely to put 500 families earning their living from mussel culture out of business.



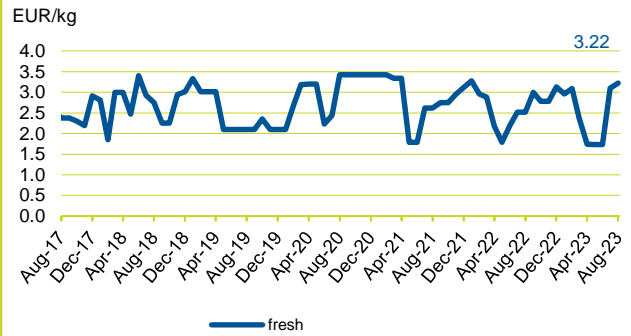
In addition to high water temperature, alien species acting as predators of bivalves, both mussels and clams, are reported from the Italian Mediterranean area. Blue crab which arrived from the North American Atlantic are impacting the overall production of bivalve farming in both the Adriatic and Tyrrhenian coast of Italy. The blue crab does not have natural enemies in the sea, therefore the only system to reduce its presence is to promote its consumption, at the moment the species is not allowed to be traded.

## SMALL PELAGICS

Small pelagics are in good supply in the market, especially in Mediterranean countries. As a result, prices went down.

However, mackerel from Norway, an important player in the market, reported higher prices, due to lower catch quotas.

**Mackerel - in Italy, origin: France**



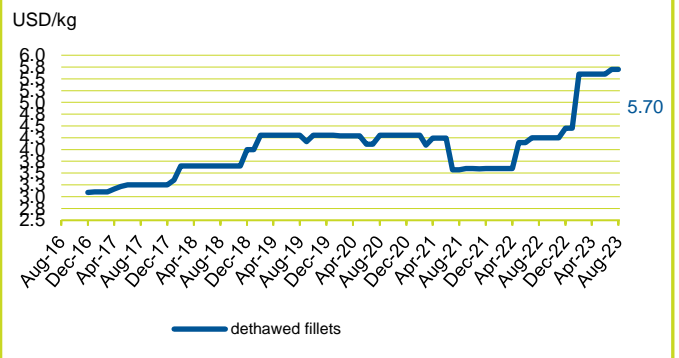
## FRESHWATER

Pangasius reported a revival of its market in Europe, especially in countries with a strong fish consumption tradition, but with less disposal income due to high inflation.

However, Spain which used to be one of the major importing countries of this species in the past, remains rather reluctant to import pangasius fillets. In fact, in the first six months of 2023, Spanish imports of this product declined by 20 percent to only 2 140 tonnes.

Germany became an important importer with 5 200 tonnes in the first half of the year, which is 35 percent more than in the same period of 2022. Prices of frozen pangasius fillets at the border stayed stable at USD 4.00 per kg.

**Pangasius - in Italy, origin: Viet Nam**

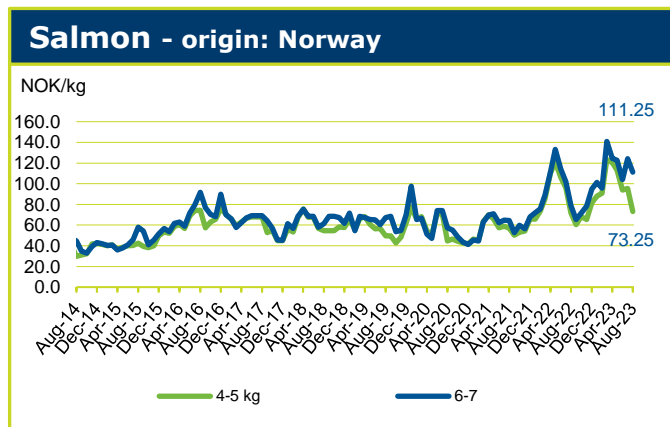


## SALMON

Norway exported 95 620 tonnes of salmon worth NOK 9.6 billion in July, meaning a slight increase of 1 percent in terms of volume but an important 13 percent raise (NOK 1.1 billion) compared to July last year.

The price of fresh salmon fillets increased during the seventh month of the year, which contributed to a "very positive July" for overall seafood exports.

FOB prices for whole fresh Norwegian Atlantic salmon (sales to export markets at the Norwegian border) declined from NOK 88.69 (EUR 7.89) at week 30 to NOK 77.87 (EUR 6.94) at week 31, following 4 consecutive weeks of declines since week 28 when the price posted at NOK 97.80 (EUR 8.61).



The three main markets for salmon in the seventh month of the year were Poland, France and Denmark, while China registered the most significant increase in terms of value of NOK 230 million (+90 percent); some 3 253 tonnes were exported (+59 percent).

The NSC notes that there has never been such a strong July for salmon exports to China, considering that this month is traditionally the high season for salmon demand in the Chinese market and last year's July was still conditioned by COVID-19 and closures. The Asian giant is showing a good demand for Norwegian salmon, not only in the restaurant sector, but also with e-commerce and grocery as emerging channels.

## TROUT

Norway exported 5 845 tonnes of trout worth NOK 527 million in July, which represented an increase of 14 percent in terms of volume compared to the same month of last year while the export value only grew 1 percent in the comparison. Trout exports achieved a record high export value for a single month, NOK 3 million higher than the previous record month in June 2023. The United States of America, Ukraine and Thailand were the three main markets for the species at the seventh month of the year and particularly Ukraine registered the most significant increase in value this month (+188 percent in export value).

## TROUT (cont.)

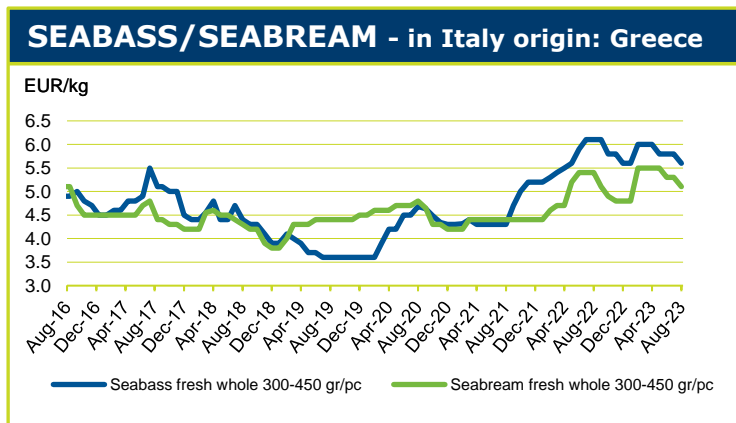
NSC analysis includes that for several products, price growth measured in foreign currency has stopped. Measured in Euros, the export price of fresh whole trout is up to 28 percent lower than July last year.

The NSC database shows that fresh trout (HOG) FOB prices regarding sales to export markets at the Norwegian border reached NOK 67.67 (EUR 6.03) at week 31, up 2.6 percent compared to the previous week. This comes after 4 consecutive weeks of declines, from NOK 89.89 (EUR 7.67) at week 26 to NOK 65.95 (EUR 5.87) at week 30.

## SEABREAM/SEABASS

Trade in the first four months of the year was slightly lower than in previous years, with contraction or stagnant demand in the major markets of — in order of import volume — Italy, Spain, France and Portugal. Spain saw import volumes fall by 15 percent in the first four months of the year, while contraction in the other markets was modest but did reflect slower-than-expected demand. By contrast, imports into the Kingdom of the Netherlands and the United States of America grew by 20 percent and 7 percent, respectively, making them the fifth and sixth largest importers by volume for this period. Tourist numbers in Europe, having almost recovered to pre-COVID-19 pandemic levels in 2022, are expected to reach record levels in 2023. More tourists would undoubtedly shore up demand for seabass and seabream, which remain ever popular in many Mediterranean restaurants.

Prices for seabream have softened considerably since the beginning of the year, falling by 30 percent for both small and medium-sized fish on the Spanish wholesale market. Large-sized fish have maintained their price premium, selling for EUR 7.20 per kg, a 3 percent increase on the beginning of the year. Prices for seabass remain higher than for seabream, reflecting continued tight supply. Large fish on the Spanish market were priced at EUR 13.70 per kg, while small and medium fish sold for EUR 9.20 per kg and 5.35 per kg, respectively.







## SEABREAM/SEABASS (cont.)

Seabass and seabream are a well-accepted product in the HORECA sector, especially in high-end fish restaurants. This is especially true for larger sized specimens. As a result, prices of big seabass from Greece went up in August 2023 by EUR 1.50 per kg compared with last month for the bigger than 1 kg seabass. On the contrary, the smaller sized species reported declining trends, going down by 10 percent for the 200-300 g sized fish. This size is sold mainly in supermarkets with a discount when buying three fish.

A similar trend is reported for seabream. The smaller sizes declined by EUR 0.20 per kg between July and August 2023, while the larger sizes reported increases of EUR 0.50 per kg during the same period.



Fish Species Trade Name	Product Form	Grading	Price per kg			Reference & Area	Origin		
			As stated	EUR	USD				
<b>GROUND FISH</b>									
							<b>August 2023</b>		
<b>Cod/Cabillaud, Morue/ Bacalao</b> <i>Gadus morhua</i>	Fresh - Whole	1-2 kg/pc		<b>8.06</b>	8.76 +	Italy CPT	Denmark		
		2-4		<b>8.92</b>	9.70 +				
	Fresh, fillet	100-200 g/pc		<b>9.97</b>	10.84				
		200-400		<b>10.04</b>	10.91 =				
		500-1000		<b>11.40</b>	12.39				
		> 1000		<b>8.45</b>	9.18 -				
	Frozen, Fillet, 10 percent glazing 20 percent glazing	1000-2000		<b>7.75</b>	8.42				
		Stockfish, soaked		<b>7.50</b>	8.15				
	Stockfish, dry	700 g/pc		<b>26.00</b>	28.26 =			DDP	Norway
	wet salted fillets	700-1000 g/pc		<b>13.10</b>	14.24 +				Iceland
	IQF, loin portion single frozen portion	100-150 g/pc		<b>13.00</b>	14.13 =	CIF			
				10.19	<b>11.00</b>				
	H&G	0.5-1 kg/pc		<b>4.95</b>	5.38	United States of America CIF	Russia		
			1-2		<b>4.65</b>			5.05	
			2-3		<b>4.90</b>			5.33	
	<b>Salted cod (migas)</b>			<b>8.00</b>	8.70		Spain		
	<b>Salted cod</b>			<b>17.00</b>	18.48 -	Spain wholesale	Europe		
	Fresh			<b>6.30</b>	6.85 +				
	Frozen			<b>15.75</b>	17.12 -				
	Fresh cultured			<b>4.00</b>	4.35 =				
Fresh fillets			<b>9.50</b>	10.33 -					
Fresh, headed	2-3 kg/pc		<b>9.50</b>	10.33 +	France wholesale	France			
		3-4		<b>10.00</b>			10.87 +		
		4-5		<b>10.80</b>			11.74 +		
	100-200 g/pc		<b>15.10</b>	16.41 +					
		200-300		<b>15.70</b>			17.07 +		
Fillet	1 kg/pc		GBP <b>19.50</b>	22.67 24.68 =	United Kingdom retail	Iceland			
			GBP <b>30.63</b>	35.61 38.77 =					
<b>salted and dried</b>		1000	GBP <b>22.50</b>	26.16 28.48 =					
<i>Gadus macrocephalus</i>	Fillet - <b>wet salted</b> - 1st quality produced from frozen raw material Defrosted, whole	400-700 g/pc		<b>11.30</b>	12.28 =	Italy CIF	Denmark		
				<b>14.50</b>	15.76 -	CPT			
<b>Hake/Merlu/Merluza</b> <i>Merluccius capensis</i>	Minced block			<b>2.08</b>	2.26 =	Namibia FOB for Spanish market	Namibia		
	Fillets		100-110 g/pc		<b>4.95</b>	5.38 ^	United States of America CIF		
	Fillets, skin-less, interleaved	55-115 g/pc	110-170		<b>6.15</b>	6.68	Spain ex-vessel	South Africa	
			250-450		<b>5.65</b>	6.14			
			0.8-1.2 kg/pc		<b>3.68</b>	4.00			
			1.5-1.8		<b>3.97</b>	4.32			
			> 1.8		<b>4.65</b>	5.05			
	Fillets, skin-on, interleaved	170-227 g/pc	227-283		<b>5.97</b>	6.49		Namibia	
			283-340		<b>6.17</b>	6.71			
			283-340		<b>6.17</b>	6.71			
			> 340		<b>6.17</b>	6.71			
	IQF portion, trapeze		90-110 g/pc		<b>9.80</b>	10.65 -	Italy CIF		
	Fresh - whole	100-200 g/pc		<b>4.74</b>	5.15 +	CPT	Mediterranean		
			200-300		<b>5.51</b>			5.99 +	
			300-400		<b>5.88</b>			6.39 +	
500-1000				<b>6.20</b>	6.74 -				
1000-2000				<b>6.20</b>	6.74 =				
2000-4000				<b>6.20</b>	6.74 =				
			<b>8.49</b>	9.23 +					
Fresh - whole	1000-2000 g/pc		<b>6.20</b>	6.74 -	France wholesale	France			
		2000-3000		<b>7.90</b>			8.59 -		
		3000-4000		<b>9.50</b>			10.33 +		
		4000-5000		<b>9.20</b>			10.00 =		
Fillets			<b>10.50</b>	11.41 +		Europe			
Fillets	3-4 pc/kg		<b>5.90</b>	6.41 -	Spain wholesale	Spain			
			<b>5.60</b>	6.09 -					
		Fresh, from trawling	1000 g/pc				<b>5.50</b>	5.98 +	
		Fresh, from longlining	1000				<b>8.50</b>	9.24 +	
			1000				<b>10.50</b>	11.41 +	
IQF, H&G	1-2 kg/pc		<b>2.95</b>	3.21	FOB	Europe			
		1.5-2.5		<b>2.99</b>		3.25	Spain		
<i>Merluccius hubbsi</i>	H&G, interleaved		80-200 g/pc		<b>2.15</b>	2.34 +	Argentina		
	H&G		80-200 g/pc		<b>1.70</b>	1.85	Uruguay FOB	Uruguay	
<i>Merluccius gayi</i>	Block frozen	200-300		<b>1.90</b>	2.07	Ecuador FOB	Ecuador		
		300-500		<b>2.10</b>	2.28				
		500-800		<b>2.40</b>	2.61				
		> 800		<b>2.70</b>	2.93				
			3.38	<b>3.65</b>					
Portions			9.74	<b>10.52</b>	United States of America CIF	Chile			



Fish Species Trade Name	Product Form	Grading	Price per kg			Reference & Area	Origin		
			As stated	EUR	USD				
<b>GROUND FISH (cont.)</b>							<b>August 2023</b>		
<b>Hake/Merlu/Merluza (cont.)</b> <i>Merluccius polli</i>	H&G, interleaved	100-200 g/pc		2.19	2.38	Spain FOB	Guinea/ Senegal		
		200-300 g/pc		2.25	2.45				
		300-425 g/pc		2.55	2.77				
		500-650		2.45	2.66				
		600-900		2.75	2.99				
	1000-1500		3.15	3.42					
<i>Merluccius senegalensis</i>	Blockfrozen	300-500		2.58	2.80	ex coldstore	Senegal		
		500-800		2.68	2.91				
		775-900		2.79	3.03				
<i>Merluccius bilinearis</i>		70-185 g/pc		1.35	1.47		Spain		
<i>Merluccius productus</i>	Fillet, PBO			3.24	3.50 =		USA		
	Mincd block			2.13	2.30 =				
<b>Haddock/Eglefin/Eglofino</b> <i>Melanogrammus aeglefinus</i>	H&G	< 0.8 kg/pc	NOK	18.75	1.62	1.75	Sweden FCA	Norway	
	Fillet			6.00	6.52	^	United States of America CIF	Poland	
	Fillet	1 kg/pc	GBP	18.00	20.93	22.78	=	United Kingdom retail	Iceland
		180-220 g/pc	GBP	19.00	22.09	24.05	=		
	Whole, 20 percent glazing	300-500 g/pc			2.70	2.93	^	Spain CIF	Faeroe Islands
					3.20	3.48	^		
					8.95	9.73	^		
Fillet, skin on, 20 percent glazing	400-800			10.05	10.92	^			
Fillet, skinless, 20 percent glazing	300-700								
<b>Ling/Lingue franche/ Maruca</b> <i>Molva molva</i>	Fillet - wet salted	1-1.5 kg/pc		6.50	7.07	=	Italy DDP		
	Produced from fresh raw material 1st quality								
<b>Monkfish/Baudroie/ Rape</b> <i>Lophius spp.</i>	IQF, fillets, skin-on	0.5-1.2 kg/pc		3.45	3.75		Spain FOB	Spain	
	Fresh, tail	< 300 g/pc			8.53	9.27	-	Italy CPT	UK
					9.52	10.35	-		
					11.21	12.18	-		
					12.30	13.37	+		
					13.02	14.15	-		
	Fresh, whole	100-300 g/pc			5.61	6.10		Spain FOB	Mediterranean
					6.29	6.84	+		
					5.73	6.23	+		
					6.82	7.41	+		
					13.19	14.34	+		
	Whole	250-500			9.25	10.05		Spain FOB	Namibia
					9.45	10.27			
	Whole, gutted	250-400			4.95	5.38		Spain	
Whole, skinless	1-1.5 kg/pc	1-2		12.75	13.86		CIF	Faroe Islands	
		2-3		12.85	13.97				
Tails, skin-on, 20% glazing	300-500 g/pc			7.20	7.83				
10% glazing	1000-2000			13.35	14.51				
Fresh, whole				14.00	15.22	-	wholesale	Spain	
				14.00	15.22	-		Europe	
Whole				4.60	5.00	+	China		
<b>John Dory/ Saint Pierre/ Pez de San Pedro</b> <i>Zeus faber</i>	Fresh - whole	1-2 kg/pc		23.50	25.54	+	France wholesale	France	
		2-3		28.50	30.98	+			
		500-1000 g/pc		16.80	18.26	+			
	Fresh - gutted	1000-2000			26.51	28.82	+	Italy CPT	Italy
					25.56	27.78	+		
					15.68	17.04			
					18.35	19.95	+		
					20.13	21.88	+		
	Fresh - fillets	> 2000			21.29	23.14	+		
					11.00	11.96	-		
H&G	< 200 g/pc			1.35	1.47		Spain FOB	Mauritania/ Guinea	
				2.25	2.45				
				3.35	3.64				
				2.65	2.88				
				6.35	6.90				
				4.45	4.84				
Fillets	80-120 g/pc			4.65	5.05		CIF	China	
				5.05	5.49				
				5.35	5.82				
Fillets, skin-on	100-150 g/pc			1.55	1.68		FOB	Spain	
				1.75	1.90				
				2.05	2.23				
				2.49	2.71				
				1.65	1.79				
				2.25	2.45				
				2.58	2.80				
H&G	150-200			3.55	3.86				
				3.65	3.97				
				3.75	4.08				
<i>Sebastes norvegicus</i>	Fresh, fillet			9.96	10.83	+	Italy CPT	Norway	



Fish Species Trade Name	Product Form	Grading	Price per kg		Reference & Area	Origin				
			As stated	EUR USD						
<b>GROUND FISH (cont.)</b>						<b>August 2023</b>				
Alaska pollack/Lieu de l'Alaska/Colin de Alaska <i>Theragra chalcogramma</i>	Filletts, skinless, MSC certified 20 percent glaze	120-170 g/pc	3.20	3.48	Spain CIF	China				
		170-230	3.20	3.48						
		230-300	3.20	3.48						
Common dentex/ Dentex commun Dentón <i>Dentex dentex</i>	Fresh	0.8-1 kg/pc	23.85	25.92	Italy CPT	Mauritania				
		1-2	26.69	29.01 +						
		2-3	26.63	28.95 +						
		3-5	32.41	35.23 +	Spain FOB	Guinea/Mauritania				
		5-7	33.13	36.01 +						
		225-300 g/pc	2.25	2.45						
Bogue/Boga <i>Boops boops</i>	IQF, whole	275-350	2.55	2.77	Spain ex-vessel	Spain				
		300-425	2.85	3.10						
		4-8 pc/kg	0.98	1.07 -						
Fresh	Fresh	3-6	1.05	1.14	wholesale					
			0.89	1.20 +						
			1.84	2.00 +	Italy CPT					
<b>FLATFISH</b>						<b>August 2023</b>				
Turbot/Rodaballo <i>Psetta maxima</i>	whole, farmed	0.4-0.6 kg/pc	9.85	10.71	Spain CIF	Spain				
		0.6-0.8	9.85	10.71						
		0.8-1	9.85	10.71						
		1-1.5	9.85	10.71						
	Fresh - whole wild	Frozen, gutted, 20% glazing	0.3-0.5 kg/pc	12.25	13.32	wholesale	Netherlands (Kingdom of)			
			0.5-1	13.35	14.51					
			300-500 g/pc	8.90	9.89 =					
			400-600	10.40	11.56 =					
			600-800	10.50	11.67 =					
			800-1000	10.60	11.78 =					
			1000-2000	12.35	13.72 =					
			600-800 g/pc	23.00	25.00 -					
	Fresh - whole, wild	Frozen	1000-2000	10.50	11.41 +	Spain				
			15.00	16.30 =						
	Fresh - whole, farmed Culture	Culture	600-800 g/pc	10.87	11.82 +	Italy CPT	Spain/Portugal			
			800-1000	11.77	12.79 +					
			1000-1500	9.99	10.86 +					
			1500-2000	9.32	10.13 +					
2000-2500			9.25	10.05 +						
2500-3000			10.58	11.50 +						
3000-4000			13.78	14.98 +						
4000-5000			17.53	19.05 +						
Fresh - gutted, wild			Fresh - fillets	0.5-1 kg/pc	13.44			14.61 +	Netherlands (Kingdom of)	
				1-2	17.25			18.75 +		
	0.7-1	19.95		21.68						
	1-2	18.58		20.20						
Fresh - whole	Fresh - whole	2-3	19.23	20.90	France wholesale	France				
		3-4	20.20	21.96						
		4-5	20.59	22.38						
		1000-2000 g/pc	21.00	22.83 +						
Fresh - whole, wild	Fresh - whole, wild	2000-3000	24.00	26.09 +	France wholesale	France				
		3000-4000	26.00	28.26 =						
		120-175 g/pc	13.45	14.62			Spain CIF	Netherlands (Kingdom of)		
		175-200	15.10	16.41						
160-360	10.50	11.41								
110-160 g/pc	12.85	13.97 +								
Gutted, 20 percent glaze	Gutted, 20 percent glaze	160-200	13.35	14.51 +	Spain CIF	Netherlands (Kingdom of)				
		200-250	13.55	14.73 +						
		250-300	14.35	15.60 +						
		300-350	15.25	16.58 +						
Gutted	Gutted	400-500	19.10	20.76 +	Spain CIF	Netherlands (Kingdom of)				
		160-360 g/pc	14.48	15.74						
Fresh	Fresh	450-1000	14.49	15.75	FOB	Netherlands (Kingdom of)				
			19.00	20.65 -						
Frozen	Frozen		13.00	14.13 -	wholesale	Spain				
			25.00	27.17 =						
Filletts	Filletts	5	8.78	9.54	Italy CPT	Netherlands (Kingdom of)				
		4	15.78	17.15 -						
		3	20.16	21.91 -						
		2	23.73	25.79 -						
		1	13.99	15.21 +						
		1	9.36	10.17 +						
Fresh - whole	Fresh - whole	1-2	15.03	16.34	Italy					
			9.36	10.17 +						
Fresh - whole, wild	Fresh - whole, wild	1	46.00	50.00 =	France wholesale	France				
		2	34.00	36.96 =						
		3	27.00	29.35 -						
		4	25.00	27.17 +						



Fish Species Trade Name	Product Form	Grading	Price per kg		Reference & Area	Origin	
			As stated	EUR USD			
<b>FLATFISH</b>							
						<b>August 2023</b>	
<b>Sand sole/sole-pole</b> Lenguado de arena <i>Solea lascaris</i>	Fresh - whole	150-300 g/pc 300-600	<b>11.30</b>	12.28	Italy CPT	West Africa	
			<b>11.65</b>	12.66			
<b>Senegalese sole/sole du Sénégal</b> Lenguado senegalés <i>Solea senegalensis</i>	Fresh - whole, farmed	300-400 g/pc	<b>18.00</b>	19.57 +		Spain	
		400-500	<b>19.60</b>	21.30 +			
		500-600	<b>19.53</b>	21.23 +			
		600-700	<b>19.52</b>	21.22 +			
	Frozen on board, IWP	400-500 g/pc	<b>8.25</b>	8.97	Spain CIF	Guinea	
whole, frozen on land	19-23 cm/pc	<b>1.45</b>	1.58	FOB			
		15.19	<b>1.39</b>	1.51			
<b>Brill/Barbue/ Remol</b> <i>Scophthalmus rhombus</i>	whole, 30% glazing	0.3-0.5 kg/pc	<b>6.55</b>	7.12 =	CIF	Netherlands (Kingdom of)	
		0.5-0.8	<b>7.55</b>	8.21 =			
		1-2	<b>10.50</b>	11.41 -			
<b>European plaice/ Plie d'Europe/ Solla europea</b> <i>Pleuronectes platessa</i>	Fresh - whole	300-400 g/pc	<b>5.00</b>	5.43			
		400-600	<b>5.20</b>	5.65			
	> 600	<b>5.35</b>	5.82				
	Fillet, white skin on, 30% glazing	60-120	<b>5.70</b>	6.20 =			
	Fresh - fillet	60-80 g/pc	<b>7.61</b>	8.27 -			Italy CPT
	IQF, whiteskin, 25 percent glazing	N. 2	<b>9.90</b>	10.76 =	Netherlands FOB		
	IQF, skinless, 25 percent glazing	N. 2	<b>10.55</b>	11.47 =	(for Italian market)		
<b>European Flounder/ Flet d'Europe/ Platija europea</b> <i>Platichthys flesus</i> <i>Scophthalmus rhombus</i>	Fresh - whole	500-1000 g/pc	<b>16.21</b>	17.62 +	Italy CPT		
		600-1000 g/pc	<b>16.16</b>	17.57 -			
	Fresh - gutted	1000-2000	<b>18.32</b>	19.91 -			
		2000-3000	<b>18.60</b>	20.22			
<b>Megrims/ Cardine/ Gallo</b> <i>Lepidorhombus spp</i>	Whole	< 150 g/pc	<b>2.25</b>	2.45	Spain FOB	Spain	
		150-200	<b>2.75</b>	2.99			
		350-600	<b>3.75</b>	4.08			
		400-500	<b>4.95</b>	5.38			
		500-1000	<b>4.48</b>	4.87			
<b>Blue whiting/Merlan blue/ Bacaladilla</b> <i>Micromesistius poutassou</i>	IQF, whole	14-20 pc/kg	<b>0.75</b>	0.82 ^			
		30-35 g/kg	<b>1.15</b>	1.25 ^			
<b>TUNA/BILLFISHES</b>							
						<b>August 2023</b>	
<b>Tuna/Thon/Atún</b> for canning	Skipjack - whole		1.84	<b>1.99</b> -	Bangkok CFR	Western/Central Pacific Ocean	
			1.88	<b>2.03</b> =			FOB
			1.78	<b>1.92</b> +	Ecuador	Eastern Tropical Pacific Ocean	
		Yellowfin - whole	2.19	<b>2.37</b> +			ex-vessel
			1.65	1.79 +	Seychelles	Indian Ocean	
		Yellowfin - whole	2.15	2.34 -			FOB
			1.50	1.63 -	Abidjan	Atlantic Ocean	
		Yellowfin - whole	> 10 kg	2.35			2.55 =
			1.85	2.01 -	Spain CFR	Various origins	
		Skipjack - whole	1.8-3.4 kg/pc	<b>1.85</b>			2.01 -
			2.40	2.61 =	Tunisia CFR	Seychelles (Korean vessel)	
		Yellowfin - whole	> 10 kg	<b>2.40</b>			2.61 =
			1.39	<b>1.50</b>			
			8.15	<b>8.80</b>	Europe CFR	India	
		Yellowfin - pre-cooked loins	double cleaned	8.15			<b>8.80</b>
	6.02	<b>6.50</b>		various origins			
Skipjack - pre-cooked loins	single cleaned	6.02			<b>6.50</b>		
	6.00	<b>6.52</b> =					
for direct consumption	Skipjack - cooked & cleaned loins - vacuum packed	double cleaned	6.00	<b>6.52</b> =			
		Albacore - whole	< 15 kg/pc	<b>4.30</b>	4.67 -	Spain wholesale	Atlantic
		H&G	< 15	<b>3.95</b>	4.29 +		
			4.25	4.62 =			
		Yellowfin- H&G	< 25 kg/pc	<b>4.25</b>			4.62 =
			> 20	<b>4.65</b>			5.05 =
			25-50	<b>4.65</b>			5.05 =
			50-100	<b>4.65</b>			5.05 +
			> 100	<b>4.45</b>	4.84 =		
			4.26	<b>4.60</b>			
			6.57	<b>7.10</b>			
			4.25	4.62 =	CFR	Yemen	
		Bigeye - frozen loins	< 25 kg/pc	<b>4.25</b>			4.62 =
			> 20	<b>4.65</b>			5.05 =
			25-50	<b>4.65</b>			5.05 =
	50-100	<b>4.65</b>	5.05 +				
	> 100	<b>4.45</b>	4.84 =				
	1.99	<b>2.15</b>					
	4.94	5.37 ^	Italy CPT	Spain			
Albacore, fresh	4-7 kg/pc	<b>4.94</b>			5.37 ^		
	7-10	<b>3.51</b>			3.82 ^		
	9-12	<b>4.69</b>			5.10 ^		
	4.47	4.86 ^		Italy			
Bigeye, fresh	10-20	<b>4.47</b>			4.86 ^		
	2.52	2.74 ^					
	4.30	4.67 ^					



Fish Species Trade Name	Product Form	Grading	Price per kg			Reference & Area	Origin
			As stated	EUR	USD		
<b>SWORDFISH</b>							
<b>August 2023</b>							
Swordfish/Espadon/ Pez espada <i>Xiphias gladius</i>	Fresh - whole	< 12 kg/pc		3.00	3.26 =	Spain wholesale	Atlantic Ocean
		> 25		25.00	27.17 =		
		average		18.00	19.57 -		
	whole	< 12 kg/pc		3.50	3.80 =	FOB	
		> 25		22.00	23.91 =		
		average		12.50	13.59 -		
	H&G, skin-on	< 10 kg/pc		4.95	5.38 -	France wholesale	
		10-30		5.95	6.47 -		
		30-50		7.25	7.88 +		
		50-70		6.95	7.55 +		
70-100			6.85	7.45 +			
100-175			5.75	6.25 +			
> 150		5.50	5.98 +				
Fresh - whole			12.19	13.25 +	Italy CPT		
Fresh - slice			10.88	11.83 =			
Fresh - slice, with bone, yellow			9.91	10.77 -			
Fresh- whole			12.00	13.04 =	France wholesale		
Frozen- fillet, vacuum			9.00	9.78 =		Spain	
<b>SMALL PELAGICS</b>							
<b>August 2023</b>							
Mackerel/Maquereau/ Caballa <i>Scomber scombrus</i>	Fresh - whole			3.22	3.50 +	Italy CPT	France
	Fresh - whole	4-6 pc/kg		4.95	5.38 +		
	Fresh - fillet, butterfly cut			6.18	6.72 -		
	Fresh	Small		1.00	1.09 =	Spain wholesale	Spain
		Large		7.50	8.15 =		
		Average		4.50	4.89 -		
	IQF Whole	2-3 pc/kg		1.59	1.73 +	FOB	
		3-4		1.39	1.51		
	Blockfrozen	300-500 g/pc		1.69	1.84		
	IQF, Fillets 10% glaze	200-300		3.25	3.53		
IQF, H&G, 8-10% glaze	250-350 g/pc		1.75	1.90			
Whole, 6 kg box	whole	900 g/pc	GBP 9.00	10.47	11.39 =	United Kingdom	UK
	whole		GBP 6.67	7.75	8.44	retail	
	Fresh, fillets		GBP 29.94	34.81	37.90		
Whole, blockfrozen	4-7 pc/kg		1.28	1.39 ^	Spain FOB	Morocco	
	6-9		1.17	1.27 ^			
	16-20		0.85	0.92			
	3-6		1.28	1.39			
	100-200 g/pc		3.65	3.97			
	IQF, 2 percent glazing	80-120 g/pc		3.15			3.42
	IQF, wrapped	> 1 kg		1.65		1.79	
Horse Mackerel/ Chincard/ Jurel <i>Trachurus spp</i>	Whole	> 24 cm/pc		1.23	1.34	Morocco FOB for European market	Morocco
	Fresh	Small		0.30	0.33 =	Spain wholesale	Spain
		Large		5.75	6.25 -		
		Average		1.70	1.85 -		
	IQF	100-300 g/pc		0.95	1.03	FOB	Guinea
		200-300		1.58	1.72		
		300-750		2.15	2.34		
		500-1000		2.25	2.45		
		700-1200		1.55	1.68		
	Blockfrozen	300-450		1.58	1.72		Senegal
IQF	2-3 pc/kg		1.65	1.79	Spain		
	1-3		1.88	2.04			
	2-4		1.65	1.79			
	3-5		1.45	1.58			
	4-6		1.39	1.51			
	5-7		1.48	1.61 +			
	6-8		1.37	1.49			
	9-12		1.33	1.45			
	10-25		1.09	1.18			
	Whole	2-4 pc/kg		0.91		1.10 ^	Egypt CIF
4-6			0.91	1.10 ^			
6-8			0.91	1.10 ^			
Chub mackerel/Maquereau español/ Estornino <i>Scomber japonicus</i>	Block frozen	8-14 pc/kg		0.82	0.89	Spain FOB	Morocco
		> 500 g/pc		1.18	1.43		Peru
	Fillets, skin-on	50-150 g/pc		2.27	2.75	Netherlands CIF	Ecuador
	Whole	2-4 pc/kg		0.83	1.00 ^	Egypt CIF	Yemen
4-6			0.83	1.00 ^			
6-8			0.83	1.00 ^			
Herring/Hareng/Arenque <i>Clupeidae</i>	Fresh - fillets			3.31	3.60	Italy CPT	Denmark
	Salted - fillets			3.20	3.48 =	France wholesale	Europe
		Smoked - fillets			6.30		6.85 =
	Smoked - fillets			11.00	11.96 =		
	Smoked - fillets, vacuum packed			10.00	10.87 =		
	70-100 g/pc	PLN	1.69	0.38	0.41	Poland FOB	Baltic



Fish Species Trade Name	Product Form	Grading	Price per kg			Reference & Area	Origin	
			As stated	EUR	USD			
<b>SMALL PELAGICS (cont.)</b>								
<b>August 2023</b>								
<b>Sardine/Sardine/Sardina</b> <i>Sardina pilchardus</i>	Fresh - whole			1.40	1.52 -	Italy CPT	Morocco	
	Frozen - whole			1.59	1.73			
	Fresh - fillet			5.28	5.74 +			
	Block, whole	IQF	12-16 cm/pc		1.23	1.34	Spain FOB	
			13-18		1.20	1.30		
			9-15 pc/kg		1.18	1.28		
			8-14		1.15	1.25		
			10-16		1.19	1.29 =		
			20-26		0.99	1.08 -		
	Fillet	Fresh	30-50 g/pc		2.65	2.88 =	wholesale	
				3.20	3.48 -			
Frozen - whole	Fresh - gutted		GBP	5.40	6.28	6.84 =	United Kingdom	Portugal
			GBP	6.00	6.98	7.59 =		
Fresh - whole	Fresh - butterfly cut			2.90	3.15 =	France - wholesale	France	
				8.20	8.91 =			
<b>Anchovy/Anchois/ Boquerón</b> <i>Engraulis encrasicolus</i>	Fresh			3.20	3.48 =	Italy CPT	Italy	
	Fresh			2.34	2.54 +			
	Fresh				1.50	1.63 -	Spain - wholesale	France
					3.50	3.80 -		
					4.00	4.35 -		
	Fresh	Blockfrozen	30-32 pc/kg		1.95	2.12	FOB	
			41-45		2.15	2.34		
			46-50		2.15	2.34 -		
			50-55		1.65	1.79		
			55-60		1.55	1.68		
IQF, fillets		40-70 g/pc		4.35	4.73		Morocco	
<b>CEPHALOPODS</b>								
<b>August 2023</b>								
<b>Squid/Encornet/Calamar</b> <i>Loligo spp.</i>	Whole	S (< 18 cm)		11.50	12.50 =	Italy CIF	South Africa	
		M (18-25)		11.90	12.93 -			
		L (25-30)		12.60	13.70 +			
		XL (>30)		12.60	13.70 +			
		S (< 18 cm)		12.45	13.53			
	<i>Loligo vulgaris</i>	Fresh - whole	100-300 g/pc		15.20	16.52 -	Italy CPT	Croatia
			300-500		15.61	16.97 -		
			400-600		17.15	18.64 +		
			500-1000		16.32	17.74		
		Grade A		< 3 pc/kg		6.30	6.80	Portugal/Italy CIF
3-6				6.02	6.50			
6-10				5.56	6.00			
Fresh - whole	Small			24.00	26.09 =	France - wholesale	France	
		Medium		23.00	25.00 =			
Frozen		200-300 g/pc		13.70	14.89 -	Spain wholesale	Spain	
		200-300		12.55	13.64			
		300-400		13.45	14.62			
		400-600		14.55	15.82			
		> 1000		14.55	15.82			
<i>Loligo gahi</i>	Whole	8-10 cm/pc		3.88	4.22		Argentina	
		9-12		4.39	4.77			
<i>Illex argentinus</i>	Whole	15-18 cm/pc		2.65	2.88			
		18-22		3.65	3.97 +			
				3.26	3.54 +			
<i>Illex illecebrosus</i>	Whole			3.98	4.33	Italy CPT		
					3.98			4.33
					3.98			4.33
					3.98			4.33
	Whole		1		6.90	7.50 -	Spain wholesale	Falkland/Malvinas Islands
			2		6.90	7.50 -		
			3		6.90	7.50 -		
			4		6.90	7.50 -		
			100-200 g/pc		2.69	2.90		
			200-300 g/pc		2.92	3.15 -		
Whole, round		300-500		2.92	3.15 -	Uruguay FOB	Uruguay	
		> 500		2.92	3.15 -			
				2.92	3.15 -			
<i>Illex illecebrosus</i>	Blockfrozen	9-16 cm/pc		2.38	2.59	Spain FOB	Spain	
		165-335 g/pc		2.57	2.79			
		200-350		1.65	1.79			
<i>Todarodes sagittatus</i>	Block, frozen on board	> 20 cm/pc		2.15	2.34		Mauritania	
		9-14 cm/pc		2.10	2.28			
		12-18		1.95	2.12			
		25-30		2.25	2.45			
				2.25	2.45			
<i>Uroteuthis duvauceli</i> <i>Doryteuthis pealeii</i> <i>Doryteuthis opalescens</i>	Whole			7.60	8.26 -	wholesale	India	
				8.50	9.24 -			
				6.00	6.52 -			



Fish Species Trade Name	Product Form	Grading	Price per kg			Reference & Area	Origin		
			As stated	EUR	USD				
<b>CEPHALOPODS (cont.)</b>							<b>August 2023</b>		
<b>Octopus/Poulpe/Pulpo</b> <i>Octopus vulgaris</i>	Sushi slice	7 g/pc	15.28	16.50 =		Europe CFR	Indonesia		
	100% net weight	9	15.74	17.00 =					
	boiled cut		8.70	9.40 -					
	Flower type	1-2 kg/pc	5.56	6.00 =					
	90% net weight	>2	6.94	7.50 =		Italy CPT	Italy		
	Fresh	1-2		12.29	13.36 +			Spain	
		1-2		10.96	11.91 +			Morocco	
	Frozen	T3		14.90	16.20				
		T4		13.63	14.82				
		T5		13.39	14.55				
		T6		10.45	11.36				
		T1		16.65	18.10				
		T2		16.65	18.10				
	Uncleaned	T3		15.85	17.23			Spain FOB	
		T4		13.35	14.51				
		T5		11.98	13.02				
		T6		10.45	11.36				
		T7		6.55	7.12				
		T8		6.55	7.12				
		T3		7.99	8.68		CIF		
T4			12.99	14.12					
T5		11.25	12.23						
T6		7.35	7.99						
Frozen on board	T1		12.78	13.80 +		wholesale	Thailand		
	T2		12.78	13.80 +					
	T3		12.31	13.30 +					
	T4		10.93	11.80 +					
	T5		9.54	10.30 -					
	T6		8.15	8.80 -					
	T7		7.69	8.30 -					
	T8		7.22	7.80 +					
	T9		6.97	7.58					
	T10		6.97	7.58					
Frozen, Galizian style			17.00	18.48 -					
Fresh			7.00	7.61 +					
Frozen			6.60	7.17 -					
<b>Octopus/Poulpe/Pulpo</b> <i>Octopus vulgaris</i>	Gutted block	300-500 g/pc	7.22	7.80		Italy/Portugal Spain CIF	Yemen		
		500-1000	7.22	7.80					
		1000-2000	0.74	0.80					
	Flower	300-500 g/pc	7.41	8.00					
		500-1000	7.41	8.00					
		1000-2000	7.41	8.00					
Fresh		9.50	10.33 =		France wholesale	Europe			
Frozen		14.00	15.22 =						
<i>Eledone moschata</i>	Fresh - whole	Mixed	4.21	4.58 +		Italy CPT	Croatia		
<i>Eledone cirrhosa</i>	Cleaned, block	100-150 g/pc	3.38	3.67		Spain FOB	Spain		
<b>Cuttlefish/Seiche/ Sepia</b> <i>Sepia spp.</i>	Frozen at land- whole block Grade A	100-200 g/pc	4.91	5.30 -		Egypt/Thailand CIF Malaysia CIF	Yemen		
		200-300	4.91	5.30 -					
		>300	5.09	5.50 -					
	FAS - whole block	100-200 g/pc	4.12	4.45		Portugal/Greece Spain CIF			
		200-300 g/pc	4.78	5.16					
		300-500	4.96	5.36					
		> 500	5.15	5.56					
	not cleaned	0.3-0.6 kg/pc		5.15	5.60		Spain FOB	Morocco	
		0.6-0.9		5.15	5.60				
		0.9-1.2		4.85	5.27				
		1.2-2		4.98	5.41				
		2-3		4.85	5.27				
		3-4		4.98	5.41				
		IQF, cleaned	100-200 g/pc		8.55	9.29			
			200-400		8.55	9.29			
			400-600		8.55	9.29			
			600-800		7.65	8.32			
			800-1000		7.65	8.32			
	1000-2000		8.85	9.62					
	Frozen			7.90	8.59 -		wholesale	Senegal	
Fresh			8.50	9.24 -		Morocco			
Fresh			18.50	20.11 =		France - wholesale	France		
Frozen			10.00	10.87 =					
Fresh	100-200 g/pc		6.98	7.59 -		Italy CPT	Spain		
	100-300		5.25	5.71 +			Morocco		
	300-500		6.49	7.05 -					
	500-1000		9.89	10.75 +					
	> 1000		7.89	8.58					
				10.00	10.87 +			Italy	





Fish Species Trade Name	Product Form	Grading	Price per kg			Reference & Area	Origin			
			As stated	EUR	USD					
<b>CRUSTACEANS</b>										
<b>August 2023</b>										
Whiteleg shrimp/ Crevette pattes blanches/Camarón patiblanco <i>Penaeus vannamei</i>	PD, chemical treatment 100% net weight treated with non-phosphate	31-40 pc/lb		8.19	<b>8.85</b> +	Europe CFR	Indonesia			
		41-50		7.22	<b>7.80</b> +					
		51-60		6.94	<b>7.50</b> +					
		61-70		6.90	<b>7.45</b> +					
		71-90		6.76	<b>7.30</b> +					
			91-120		6.71	<b>7.25</b> +				
	tails	21-25 pc/kg			<b>7.90</b>	8.59	Italy CPT	Ecuador		
					<b>7.39</b>	8.03				
					<b>6.89</b>	7.49				
					<b>6.25</b>	6.79				
					<b>5.41</b>	5.88				
	cooked and peeled	21-25 pc/kg			<b>7.95</b>	8.64 =				
					<b>7.96</b>	8.65 =				
					<b>6.64</b>	7.22 -				
					<b>6.64</b>	7.22 -				
					<b>6.64</b>	7.22 -				
			51-60		<b>5.96</b>	6.48 +				
	Head-on	26-30 pc/kg		GBP	<b>16.25</b>	18.90	United Kingdom	India		
				GBP	<b>13.50</b>	15.70		17.09 =	retail	Ecuador
	Frozen	30-40 pc/kg			<b>6.40</b>	6.96 -	Spain wholesale FOB			
				<b>6.50</b>	7.07					
				<b>5.65</b>	6.14					
frozen, headless	50-60			<b>5.25</b>	5.71					
					11.74			<b>12.68</b>	United States of America CIF	Peru
					4.54			<b>4.90</b>		Ecuador
Cooked and peeled	26-30 pc/lb				3.89	<b>4.20</b>				
					7.76	<b>8.38</b>	India			
	51-60 pc/lb				13.60	<b>14.69</b>	Viet Nam			
Argentine red shrimp/ Salicoque rouge d'Argentine/ Camarón langostin argentino <i>Pleoticus muelleri</i>	Head-on, shell-on	10-20 pc/kg		<b>8.00</b>	8.70 =	Spain EXW	Argentina			
		20-30		<b>7.20</b>	7.83 -					
		30-40		<b>7.10</b>	7.72 -					
		40-60		<b>6.90</b>	7.50 -					
	frozen on board	10-20 pc/kg			<b>7.35</b>	7.99	FOB			
					<b>6.99</b>	7.60				
					<b>9.45</b>	10.27				
					<b>9.35</b>	10.16				
	Headless, shell-on	16-20 pc/lb				8.58	<b>9.27</b>	United States of America CIF		
						12.15	<b>13.12</b>			
					8.80	<b>9.50</b>				
					10.42	<b>11.25</b>				
		C2			8.80	<b>9.50</b> ^				
Giant tiger prawn/ Crevette géante tigrée/ Langostino tigre <i>Penaeus monodon</i>	Farmed, organic, cooked	20-30 pc/kg		<b>30.00</b>	32.61 =	France wholesale	Madagascar			
		30-40		<b>26.00</b>	28.26 =					
		40-50		<b>24.00</b>	26.09 =					
	Raw peeled and deveined, 20 percent glazing	6-8 pc/lb				13.70	<b>14.80</b>	Spain FOB	India	
						9.91	<b>10.70</b>			
						8.70	<b>9.40</b>			
						7.36	<b>7.95</b>			
					6.90	<b>7.45</b>				
	26-30				6.39	<b>6.90</b>				
		31-40				5.93	<b>6.40</b>			
	41-50					5.69	<b>6.15</b>			
Head-on		8-12 pc/lb		GBP	<b>25.71</b>	29.90	32.55 +	United Kingdom retail	Bangladesh	



Fish Species Trade Name	Product Form	Grading	Price per kg			Reference & Area	Origin			
			As stated	EUR	USD					
<b>CRUSTACEANS (cont.)</b>										
<b>August 2023</b>										
Norway lobster/ Langoustine/Cigala <i>Nephrops norvegicus</i>	IQF whole	2-4 pc/kg		<b>41.00</b>	44.57	Spain FOB	Spain			
		5-10		<b>29.75</b>	32.34					
	male	10-15		<b>26.75</b>	29.08					
		15-20		<b>19.55</b>	21.25					
		20-30		<b>15.50</b>	16.85					
		female	10-15		<b>21.80</b>			23.70		
			15-20		<b>17.85</b>			19.40		
	20-30			<b>13.75</b>	14.95					
	IQF whole	30-40		<b>6.85</b>	7.45					
		40-50		<b>6.75</b>	7.34					
		2-4 pc/kg	4-7		<b>41.00</b>			44.57	CIF	Denmark
	7-9			<b>31.65</b>	34.40					
				<b>31.45</b>	34.18					
	Fresh	Frozen			<b>25.00</b>			27.17 -	wholesale	
					<b>12.10</b>			13.15 +		
Fresh	Cooked	6-16 pc/kg		<b>27.00</b>	29.35 =	France wholesale				
		16-20		<b>15.50</b>	16.85 =					
		20-30		<b>13.50</b>	14.67 =					
		30-40		<b>9.50</b>	10.33 =					
		20-40 pc/kg		<b>20.00</b>	21.74 ^					
Whole, 30 percent glazing	Fresh	11-15		<b>13.22</b>	14.37	Italy CIF CPT				
		6-9 pc/kg	11-15		<b>26.57</b>			28.88 +		
			11-15		<b>17.10</b>			18.59 +		
			16-20		<b>12.77</b>			13.88 +		
			21-30		<b>8.95</b>			9.73		
			31-40		<b>6.02</b>			6.54		
		Alive	41-51		<b>5.90</b>			6.41		
			8-15		<b>36.00</b>			39.13		
			16-25		<b>28.00</b>			30.43		
			25-35		<b>21.00</b>			22.83		
Andaman lobster/Langoustine Andamane/Cigala de Andamán <i>Metanephrops andamanicus</i>	IQF	6-10 pc/kg		<b>34.95</b>	37.99	Spain FOB	Mozambique			
		11-15		<b>30.50</b>	33.15					
		16-20		<b>23.95</b>	26.03					
European lobster/ Homard européen/ Bogavante <i>Homarus gammarus</i>	Live - bulk	400-600 g/pc		<b>32.00</b>	34.78 =	France wholesale	Ireland			
		400-600		<b>32.00</b>	34.78 =					
	Live				<b>27.98</b>	30.41	auction	France		
			400-600 gpc		<b>23.65</b>	25.71 -				
			600-800		<b>21.82</b>	23.72 =				
			800-1000		<b>24.90</b>	27.07 +				
> 1000		<b>24.83</b>	26.99 -							
> 2000		<b>24.45</b>	26.58 -							
American lobster/ Homard américain/ Langosta americana <i>Homarus americanus</i>	Live	400-600 g/pc		<b>28.00</b>	30.43 =	France wholesale	Canada			
		3 kg/pc		<b>18.18</b>	19.76					
		3-5		<b>17.75</b>	19.29 -					
		> 5		<b>17.35</b>	18.86 -					
	Frozen	Live			<b>8.00</b>	8.70	Italy CPT	United States of America		
			600-700 g/pc	GBP <b>41.54</b>	48.30	52.58				
	1000	GBP <b>37.50</b>	43.60	47.47	United Kingdom retail	Canada				
	Meat, cooked	Tails	6-7 oz/pc		44.91	<b>48.50</b>	United States of America CIF			
7-8				44.91	<b>48.50</b> ^					
				51.03	<b>55.11</b> ^					
Scalloped spiny lobster/ Langouste festonnée/ Langosta festoneada <i>Panulirus homarus</i>	Whole	70-100 g/pc		10.19	<b>11.00</b>	Taiwan (Province of China)/ Saudi Arabia CIF	Yemen			
		100-150		12.73	<b>13.75</b>					
		150-200		16.44	<b>17.75</b>					
		> 200		18.29	<b>19.75</b>					
		70-100 g/pc		10.93	<b>11.80</b>					
	<i>Panulirus spp.</i>	Fresh	200-250		19.91	<b>21.50</b>	Italy CIF			
			250-300		20.37	<b>22.00</b>				
			300-350		21.30	<b>23.00</b>				
			> 350		21.30	<b>23.00</b>				
Fresh	Frozen			<b>30.00</b>	32.61 =	Spain wholesale	Cuba			
				<b>22.25</b>	24.18 -					
Tails				<b>45.00</b>	48.91 =					
Whole				<b>50.50</b>	54.89	United States of America CIF	Spain			
Arabian whip lobster/ Langouste fouet arabe/ Langosta de fusta arabica <i>Puerulus sewelli</i>		SS		6.94	<b>7.50</b>	Italy CIF	Yemen			
		S		11.57	<b>12.50</b>					
		M		13.43	<b>14.50</b>					
		L		14.35	<b>15.50</b>					
Edible crab/Tourteau/ Buey de mar <i>Cancer pagurus</i>	Live, bulk	T2 (13-16 cm)		<b>10.00</b>	10.87	France auction wholesale	France			
				<b>10.50</b>	11.41 =					
				<b>26.99</b>	29.34 +					
Fresh	female	800-1200 g/pc		<b>5.75</b>	6.25 -	Italy CPT	United Kingdom			
				<b>5.23</b>	5.68 -					
				<b>4.90</b>	5.33 -					



Fish Species Trade Name	Product Form	Grading	Price per kg		Reference & Area	Origin
			As stated	EUR USD		
<b>CRUSTACEANS (cont.)</b>						<b>August 2023</b>
Blue swimming crab Étrille bleue Jaiba azul <i>Portunus pelagicus</i>		5-7 pc/kg 50-100 100-150 > 150	3.56 3.56 3.56 3.56	3.85 3.85 3.85 3.85	France CIF	Yemen
Snow crab/ Crabes des neiges/ Cangrejo de las nieves <i>Chionoecetes opilio</i>	Legs Claws Sections Claws		9.35 36.57 10.72 12.96 13.89	10.10 39.50 11.57 + 14.00 ^ 15.00	United States of America CIF	Canada  China Argentina
Southern king crab/ Crabe royal de Patagonie Centolla patagónica <i>Lithodes santolla</i>		S M L Legs, Claws	43.58 44.64 45.70 16.67	47.06 48.21 49.36 18.00		
<b>BIVALVES</b>						<b>August 2023</b>
Oyster/Huître/Ostra <i>Crassostrea gigas</i> <i>Ostrea edulis</i>	Live	60-100 g/pc 80-95 g/pc 95-110 G2 (100 units) M3 (100 units) N3	11.40 17.36 18.50 18.60 110.00 115.00 10.50	12.39 18.87 20.11 20.22 + 119.57 = 125.00 = 11.41	Spain CIF  wholesale France wholesale retail	Netherlands  France  Netherlands
Mussel/Moule/Mejillón <i>Mytilus edulis</i> <i>Mytilus galloprovincialis</i>	Live - Bottom mussel Live - Rope (bouchot) Live IQF IQF half shell Live Frozen Live Live IQF - shell-off, 7 percent glazing Mussel meat IQF, Half shell Whole, vacuum packed 800 g pack, half shell Alive	Bulk 60-80 pc/kg 40-60 pc/kg 40-50 > 100 pc/kg 200-300 pc/kg	2.55 2.90 4.50 6.17 2.55 7.75 1.60 4.20 4.20 2.66 4.80 2.81 4.31 2.01 GBP 14.06 GBP 5.99	2.77 = 3.15 = 4.89 = 6.71 - 2.77 8.42 1.74 - 4.57 - 4.57 2.89 + 5.22 = 3.04 - 4.66 + 2.17 - 16.35 6.97	Spain FOB wholesale CIF Italy CPT CIF Spain CIF United Kingdom retail	Netherlands Spain/Italy France Spain/Italy Netherlands Italy Sardinia Chile Ireland New Zealand UK (Scotland)
Razor shell/Couteau/ Navaja - Solenidae	Fresh Live, depurated	S M 10-12 cm/pc	10.50 18.50 4.20 4.50 3.78 4.30	11.41 20.11 4.57 4.89 = 4.11 + 4.67 =	Spain CIF  wholesale Italy CPT France wholesale	Ireland Netherlands Europe Italy Imported
Great Atlantic scallop/ Coquille-St- Jacques/ Vieira <i>Pecten maximus</i>	Fresh, meat, roe-on Fresh, meat, roe-off Frozen, meat, roe-on Frozen, meat, roe-off IQF, whole Frozen, half shelf Meat, 15% glazing Fresh Frozen - whole Fresh Frozen, half shelf Fresh, meat Frozen, whole	3-5 pc/kg 4-6 10-12 20-24 40 g/pc 60-80 pc/kg	29.50 30.00 43.00 34.00 5.89 4.65 10.75 22.85 18.00 3.64 5.05 9.45 52.92 15.75	32.07 + 32.61 + 46.74 = 36.96 = 6.40 5.05 11.68 24.84 19.57 + 3.96 5.49 - 10.27 - 61.53 17.12	France wholesale  France Spain FOB wholesale Italy CPT United Kingdom retail United States of America CIF	France  Spain  Imported UK France
Japanese carpet shell/ Palourde japonaise/ Almeja japonesa <i>Ruditapes philippinarum</i>	Live		9.80 7.00	10.65 + 7.61 =	Italy CPT Spain wholesale	Italy Spain



Fish Species Trade Name	Product Form	Grading	Price per kg			Reference & Area	Origin	
			As stated	EUR	USD			
<b>SALMON</b>								
<b>August 2023</b>								
Atlantic salmon/ Saumon de l'Atlantique/ Salmón del Atlántico <i>Salmo salar</i>	Fresh - gutted, head-on	2-3 kg/pc		9.80	10.65 -	France wholesale	Norway	
		3-4		10.50	11.41 -			
		4-5		10.90	11.85 -			
		5-6		11.00	11.96 -			
		6-7		11.30	12.28 -			
	Fresh - label rouge frozen, wild	2-3 kg/pc		10.70	11.63 -	Scotland		
		2-3		12.50	13.59 -			
	Smoked - Fillet, vacuum reconstituted sides	2-3		8.00	8.70 =			
	Fresh - Fillet	1-2 kg/pc		37.00	40.22 =			
	Smoked - Fillet, vacuum reconstituted sides	3-4 kg/pc		19.00	20.65 -	EU		
		1-2 kg/pc		35.00	38.04 =		Norway	
	Fresh - gutted, head-on	1-2 kg/pc	2-3	NOK 54.71	4.72	5.12 +	Norway FOB	
			3-4	NOK 66.50	5.74	6.22 -		
			4-5	NOK 70.72	6.11	6.62 -		
			5-6	NOK 73.01	6.30	6.83 -		
			6-7	NOK 78.98	6.82	7.39 -		
			7-8	NOK 111.25	9.61	10.41 -		
			8-9	NOK 116.75	10.08	10.92 -		
			8-9	NOK 121.93	10.53	11.41 -		
			> 9	NOK 121.95	10.53	11.41 -		
Fresh fillet				14.00	15.22 -	Spain wholesale		
		Smoked fillet		22.00	23.91 -			
Fresh				7.30	7.93 -			
Frozen				7.25	7.88 -			
Fillet, skin-on, 10%	700-1000 g/pc	1000-1400		10.80	11.74 -	CIF		
		1400-1800		11.15	12.12 -			
		1800-2400		11.50	12.50 -			
				12.00	13.04 -			
gutt, head-on	4-5 kg/pc		8.75	9.51	Tunisia CFR			
Fresh - Whole - Superior	1-2 kg/pc	2-3		5.15	5.60 +	Italy CPT		
		3-4		6.08	6.61 -			
		4-5		7.59	8.25 -			
		5-6		8.34	9.07 -			
		6-7		8.20	8.91 -			
		7-8		9.87	10.73 -			
		8-9		9.17	9.97 -			
		8-9		9.31	10.12 -			
		9-10		9.33	10.14 -			
IQF portion, 10% glazing	100-150 g/pc		15.60	16.96 +		Denmark		
Chum salmon/Saumon chien/ Keta <i>Oncorhynchus keta</i>	H&G IQF			3.33	3.60	Europe CIF	United States of America	
<b>TROUT</b>								
<b>August 2023</b>								
Rainbow trout/ Truite arc-en-ciel/ Trucha arco iris <i>Oncorhynchus mykiss</i>	Fresh - whole			7.90	8.59 =	France wholesale	France	
		Fillet			11.20			12.17 =
		Fillet, smoked			20.00			21.74 =
	Whole, gutted, bulk				12.35	13.43 -	Retail	
	Fresh - whole				5.90	6.41 +	Spain wholesale	Spain
		Fresh - filets			5.40	5.87 +		
	Fresh - whole				5.70	6.20 =	Italy CPT	Italy
		Fresh, Fillets - skin-on			11.00	11.96 =		
	Fresh, Fillets - skinless				11.50	12.50 =		
H&G		300-500 g/pc		7.00	7.61 +			
Fresh, whole gutt, head-on	600-800 g/pc	500	GBP 9.83	11.43	12.45 =	United Kingdom retail	Scotland	
		300	GBP 10.50	12.21	13.29 =			
		300	GBP 16.50	19.19	20.89 =			



Fish Species Trade Name	Product Form	Grading	Price per kg		Reference & Area	Origin	
			As stated	EUR USD			
<b>FRESHWATER FISH</b>							
						<b>August 2023</b>	
Arctic char/Omble-chevalier/ Trucha alpina <i>Salvelinus alpinus</i>	Fresh- whole		12.30	13.37 =	France wholesale	Europe	
Nile perch/Perche du Nil/Perca del Nilo <i>Lates niloticus</i>	Fresh, whole	2000-4000 g/pc	3.80	4.13 +	Italy FCA	Tanzania	
	Fresh - fillets		4.69	5.10 +			
	Fresh - fillets Fillets		12.99	14.12 -	Spain wholesale		
Pike perch/Sandre/ Lucioperca <i>Sander lucioperca</i>	Fillet - skinless, PBI, IWP	500-1000 g/pc	5.97	6.45	CFR		
	Fresh- whole Fillet	Average size	13.30	14.46 =	France wholesale	Europe	
Nile Tilapia/Tilapia du Nil/Tilapia del Nilo <i>Oreochromis niloticus</i>	Fillet - skinless, 20% glazing	70-140 g/pc	3.95	4.29	Spain CFR	China	
	Fillet	140-200	4.05	4.40			
Pangasius <i>Pangasius hypophthalmus</i>	Fillet, thawed	120-170 g/pc	5.70	6.20	Italy CIF	Viet Nam	
	Fresh, fillet		5.50	5.98 =	Spain wholesale		
	Fillet	170-230	3.00	3.26 =	CIF		
	Fillet	170-230	3.15	3.42			
	interleaved	170-230	2.90	3.15			
			4.15	4.51			
						<b>August 2023</b>	
<b>NON-TRADITIONAL SPECIES</b>							
Sturgeon/Esturgeon/ Esturione <i>Acipenseridae</i>  <i>A. baeri</i>	Frozen - Whole	1.5-2 kg/pc	7.50	8.15 =	France CIF	France	
	Gutted	5-7 kg/pc	10.50	11.41 =			
	Fillets	200-300 g/pc	16.00	17.39 =			
		800-1000	16.00	17.39 =			
Caviar (Aquitaine) metal boxes		1,400	1,522 =				
European eel/Anguille d'Europe/ Anguilla europea <i>Anguilla anguilla</i>	Smoked	Medium	47.00	51.09 =	wholesale	Europe	
	Fresh		20.00	21.74 =	Italy CPT		
Common dentex/ Denté commun Denton <i>Dentex dentex</i>	Fresh - whole	225-300 g/pc 275-350	2.25 2.55	2.45 2.77	Spain FOB	Mauritania	
Dusky grouper Mérrou noir/Mero moreno <i>Epinephelus marginatus</i>	Fresh - whole	1-2 kg/pc	20.23	21.99 +	Italy CPT	Senegal	
		2-4	19.14	20.80 +			
		4-7	17.31	18.82 +			
		7-10	13.33	14.49 +			
		10-20	10.34	11.24 +			
White grouper/ Merou blanc/Cherna de ley <i>Epinephelus aeneus</i>	Gutted	2-3 kg/pc	4.86	5.25	CIF	Yemen	
		3-5	4.86	5.25			
		5-10	4.86	5.25			
		1-2 kg/pc	10.38	11.28 +			CPT
	2-4	14.30	15.54 +				
	4-7	14.30	15.54 +				
	7-10	13.97	15.18 +				
		0.5-1 kg/pc	8.98	9.76	Spain FOB	Gambia	
> 2	9.25	10.05					
Small-scale grouper Mérrou petites écailles Mero escamoso <i>Epinephelus polytepis</i>		3-5 kg/pc	4.81	5.20	Italy CIF	Yemen	
		5-8	5.00	5.40 +			
		8-12	5.00	5.40 -			
		2-3 kg/pc	4.81	5.20	France CIF		
		3-5	4.81	5.20			
5-8	4.81	5.20					
White-blotched grouper/ Mérrou plate grise Mero de lunares <i>Epinephelus multinotatus</i>	H&G	3-5 kg/pc	6.67	7.20	Spain CIF		
		5-8	6.67	7.20			
		5-10	6.67	7.20			
		>10	6.67	7.20			
Spangled emperor/ Empereur moris/ Emperador relámpago <i>Lethrinus nebulosus</i>	H&G	3-5 kg/pc	4.63	5.00	France CIF		
	Gutted, scales off	3-5 kg/pc	4.21	4.55	Italy CIF		
		1-2	2.96	3.20			
		2-3	4.21	4.55			
	Whole	1-2	2.73	2.95			
		2-3	2.73	2.95			
	Headless, gutted	2-3	4.72	5.10 =	France CIF		
		3-5	4.72	5.10 =			
5-10		4.72	5.10 =				
Mahi mahi/Dorado/ Dorado <i>Coryphaena hippurus</i>	Gutted, skinless		2.73	2.95	Europe CIF	Mozambique	
	Fresh, gutted		6.19	6.73 -	Italy CPT	Imported	
	Fresh, fillets		12.77	13.88 -			
	Portions	4-6 oz/pc		11.43	12.35	United States of America CIF	Oman
		2-4		3.24	3.50		Costa Rica
		10		12.66	13.67 ^		
		6-8		12.66	13.67		Ecuador
	Fresh, fillets		2.65	2.88	Spain FOB	Spain	
H&G, headless	< 20 kg/pc		4.95	5.38 +			



Fish Species Trade Name	Product Form	Grading	Price per kg		Reference & Area	Origin				
			As stated	EUR USD						
<b>NON-TRADITIONAL SPECIES (cont.)</b>										
						<b>August 2023</b>				
Red pandora/ Pageot à tache rouge/ Breca chata <i>Pagellus bellottii</i>	Whole, blockfrozen	< 250 g/pc	1.59	1.73	Spain FOB	Spain				
		200-350	2.38	2.59						
	Whole	300-500 g/pc	2.01	2.17 +	Italy CFR	Yemen				
		500-1000	2.01	2.17 ^						
Blue shark/ Peau bleue/Tiburón azul <i>Prionace glauca</i>	H&G, skin-on	< 4 kg/pc	2.25	2.45 +	Spain FOB	Spain				
		4-7	2.25	2.45 +						
		7-12	2.23	2.42 -						
		12-20	2.03	2.21 +						
		> 20	2.02	2.20 +						
	H&G, skinless	< 4 kg/pc	2.25	2.45 -	France CFR					
		4-7	2.25	2.45 -						
		7-12	2.23	2.42 -						
		12-20	2.03	2.21 -						
		> 20	2.02	2.20 -						
		Mako shark/Taupe bleue Marrajo dientuso <i>Isurus oxyrinchus</i>		< 10 kg/pc			3.95	4.29		
				10-30			5.55	6.03		
30-50	5.65			6.14						
50-100	3.98			4.33						
> 100	2.95			3.21						
Black marlin/Makaire noir/ Marlin negro <i>Makaira nigricans</i>	H&G, skin-on	< 80 kg/pc	5.80	6.30						
		> 80	5.85	6.36						
Blue marlin/Makaire bleu/ Marlin azul <i>Makaira indica</i>		< 80 kg/pc	5.80	6.30						
		> 80	5.85	6.36						
Thornback ray/ Raie bouclée Raya de clavos <i>Raja clavata</i>	Fresh, wings	300-500 g/pc	5.37	5.84 -	Italy CPT	Imported				
		400-600	5.00	5.43						
		500-800	6.51	7.08 +						
Crimson jobfish/ Colas fil/Panchito hebra <i>Pristipomoides filamentosus</i>	Whole, gutted	2-3 pc/kg	3.19	3.45 =	France CIF	Yemen				
		3-5	3.19	3.45 =						
		5-10	3.19	3.45 =						
<b>SEABASS/SEABREAM/ MEAGRE</b>						<b>August 2023</b>				
Seabass/Bar, Loup/Lubina <i>Dicentrarchus labrax</i>	Fresh - whole farmed	200-300 g/pc	4.50	4.89 -	Greece FOB	Greece				
		300-450	5.30	5.76 -						
		450-600	6.00	6.52 =						
		600-800	7.60	8.26 =						
		800-1000	9.50	10.33 +						
		> 1000	11.50	12.50 +	Italy CIF					
		200-300 g/pc	4.80	5.22 -						
		300-450	5.60	6.09 -						
		450-600	6.30	6.85 =						
		600-800	7.90	8.59 =						
		800-1000	9.80	10.65 +	France CIF					
		> 1000	11.80	12.83 +						
		200-300 g/pc	4.87	5.29 -						
		300-450	5.67	6.16 -						
		450-600	6.37	6.92 =						
		600-800	7.97	8.66 =	Spain CIF					
		800-1000	9.87	10.73 +						
		> 1000	11.87	12.90 +						
		200-300 g/pc	4.86	5.28 -						
		300-450	5.66	6.15 -						
		450-600	6.36	6.91 =	Germany CIF					
		600-800	7.96	8.65 =						
		800-1000	9.86	10.72 +						
		> 1000	11.86	12.89 +						
200-300 g/pc	4.90	5.33 -	Portugal CIF							
300-450	5.70	6.20 -								
450-600	6.40	6.96 =								
600-800	8.00	8.70 =								
800-1000	9.90	10.76 +								
> 1000	11.90	12.93 +								
200-300 g/pc	4.87	5.29 -								
300-450	5.67	6.16 -								
450-600	6.37	6.92 =								
600-800	7.97	8.66 =								
800-1000	9.87	10.73 +								
> 1000	11.87	12.90 +								



Fish Species Trade Name	Product Form	Grading	Price per kg			Reference & Area	Origin			
			As stated	EUR	USD					
<b>SEABASS/SEABREAM/ MEAGRE (cont.)</b>							<b>August 2023</b>			
<b>Seabass/Bar, Loup/Lubina</b> <i>Dicentrarchus labrax</i>	Fresh - whole farmed	200-300 g/pc	5.14	5.59 -		UK CIF				
		300-450	5.94	6.46 -						
		450-600	6.64	7.22 =						
		600-800	8.24	8.96 =						
		800-1000	10.14	11.02 +						
		> 1000	12.14	13.20 +						
	500-1000 g/pc	1000-2000	20.70	22.50		Spain CFR	France			
		2000-3000	23.30	25.33						
		3000-4000	24.40	26.52						
	Fresh - whole - wild, from trawling	800-1000 g/pc	19.00	20.65 +		France wholesale	France			
		1000-2000	21.00	22.83 =						
		2000-3000	24.00	26.09 +						
	Fresh - whole - wild, from line fishing	1000-2000 g/pc	29.00	31.52 +						
		2000-3000	33.00	35.87 +						
		> 3000	37.00	40.22 +						
	Fresh - whole - farmed	400-600 g/pc	600-800	9.80	10.65 =					
			800-1000	10.20	11.09 =					
				11.50	12.50 =					
		300-400 g/pc	400-600	6.70	7.28		Italy CPT	Croazia		
			400-600	7.10	7.72 =					
600-800			8.30	9.02 =						
Large Medium Small		11.10	12.07 =			Italy (Orbetello)				
		10.10	10.98 =							
		7.80	8.48 =							
Fresh, wild	500-1000 g/pc	23.17	25.18 +			Morocco				
	1000-2000	18.80	20.43 +							
Fresh, wild, line caught	> 2000	15.50	16.85							
	500-1000 g/pc	19.20	20.87							
Fresh, wild	1000-2000	19.82	21.54 -							
	2000-3000	30.45	33.10 +							
	500-1000 g/pc	15.00	16.30		Spain CIF	Denmark				
1000-2000	15.00	16.30								
2000-3000	20.80	22.61								
Fillets, skin-on, 20% glazing	3000-4000	23.00	25.00							
	80-120 g/pc	8.65	9.40 +			Türkiye				
120-160		9.00	9.78 +							
		21.00	22.83 -		wholesale	Europe				
Fresh, farmed		5.70	6.20 =							
Fresh, farmed	200-300 g/pc	300-450	3.52	3.83 -		Italy CIF	Greece			
		450-600	5.80	6.30 +						
		600-800	6.35	6.90 -						
		800-1000	7.55	8.21 -						
			10.42	11.33 -						
Fresh, fillets	70-100 g/pc	10.40	11.30		CPT					
	100-140	10.90	11.85							
	140-180	12.10	13.15							
<b>Gilthead seabream/ Dorade royale/Dorada</b> <i>Sparus aurata</i>	farmed	200-300 g/pc	4.60	5.00 -		Greece FOB				
		300-450	4.80	5.22 -						
		450-600	4.80	5.22 -						
		600-800	6.20	6.74 +						
		800-1000	7.80	8.48 +						
		> 1000	9.50	10.33 +						
		200-300 g/pc	300-450	4.90	5.20 -				Italy CIF	
			450-600	5.10	5.42 -					
			600-800	5.10	5.54 -					
			800-1000	6.50	7.07 +					
			8.10	8.80 +						
	> 1000		9.80	10.65 +						
	200-300 g/pc	300-450	4.97	5.40 -		France CIF				
		450-600	5.17	5.62 -						
		600-800	5.17	5.62 -						
		800-1000	6.57	7.14 +						
			8.17	8.88 +						
		> 1000	9.87	10.73 +						
	200-300 g/pc	300-450	4.96	5.39 -		Spain CIF				
		450-600	5.16	5.61 -						
600-800		5.16	5.61 -							
800-1000		6.56	7.13 +							
		8.16	8.87 +							
> 1000		9.86	10.72 +							



Fish Species Trade Name	Product Form	Grading	Price per kg			Reference & Area	Origin		
			As stated	EUR	USD				
<b>SEABASS/SEABREAM/ MEAGRE (cont.)</b>									
<b>August 2023</b>									
Gilthead seabream/ Dorade royale/Dorada <i>Sparus aurata</i>	Fresh - whole farmed	200-300 g/pc	5.00	5.43	-	Germany CIF			
		300-450	5.20	5.65	-				
		450-600	5.20	5.65	-				
		600-800	6.60	7.17	+				
		800-1000	8.20	8.91	+				
		> 1000	9.90	10.76	+				
		200-300 g/pc	4.97	5.40	-			Portugal CIF	Greece
		300-450	5.17	5.62	-				
		450-600	5.17	5.62	-				
		600-800	6.57	7.14	+				
	800-1000	8.17	8.88	+					
	> 1000	9.87	10.73	+					
		200-300 g/pc	5.24	5.70	-	UK CIF			
		300-450	5.44	5.91	-				
		450-600	5.44	5.91	-				
		600-800	6.84	7.43	+				
		800-1000	8.44	9.17	+				
		> 1000	10.14	11.02	+				
		Fresh - wild	500-1000 g/pc	24.40	26.52	-	Spain CIF	France	
			1000-2000	19.80	21.52	-			
			3000-4000	16.40	17.83	-			
		Fillets, skin-on, 20% glazing	80-120 g/pc	8.55	9.29	+			Türkiye
			120-160	8.35	9.08	+		Europe	
	Fresh, wild		22.00	26.51	-	wholesale	Europe		
	Fresh, farmed		4.70	5.66	-				
	Fresh, wild	500-800 g/pc	17.50	19.02	=	France wholesale	France		
		800-1000	19.00	20.65	=				
		> 1000	21.00	22.83	=				
	Fresh - farmed	300-400 g/pc	9.00	9.78	=	Italy CIF CPT	Greece		
		400-600	10.50	11.41	=				
		600-800	11.50	12.50	=				
		800-1000	12.50	13.59	=				
		300-400 g/pc	5.13	5.58	-				
		200-300 g/pc	3.44	3.74	-				
		300-400	3.98	4.33	-				
		400-600	4.19	4.55	-				
		600-800	4.76	5.17	+				
		800-1000	5.91	6.42	+				
	Fresh, fillets	1000-1500	6.62	7.20	+				
		70-100 g/pc	8.92	9.70	-				
		100-140	9.16	9.96	-				
		140-180	10.29	11.18	+				
	Fresh - wild	800-1000	20.00	21.74	+		Morocco		
		1000-2000	25.23	27.42	+				
		2000-3000	31.11	33.82	+				
		> 3000	31.50	34.24	+				
	Fresh - farmed	Large	11.40	12.39	=		Italy (Orbetello)		
		Medium	10.20	11.09	=				
		Small	7.80	8.48	-				
		300-400 g/pc	6.50	7.07	-		Croatia		
		400-600 g/pc	6.90	7.50	=				
		600-800	8.20	8.91	-				
White seabream/Sar/Sargo <i>Diplodus sargus</i>	Fresh		3.63	3.95	+		Senegal		
		300-500 g/pc	4.39	4.77	-		Spain		
		500-700	13.36	14.52	+				
		700-1000	12.99	14.12	+				
		1000-2000	12.90	14.02	+				
Meagre/Maigre commun/Corvina <i>Argyrosomus regius</i>	Fresh - Whole farmed	500-1000 g/pc	4.30	4.67	-		Greece		
		1000-2000	4.31	4.68	-				
		> 2000	4.00	4.35	-				
	Fresh- whole, wild	0.5-1 kg/pc	10.65	11.58	+		Mediterraneo		
		1-2	11.20	12.17	+				
		2-4	7.34	7.98	-				
		3-5	13.51	14.68	+				
		5-10	13.21	14.36	+				
		10-15	13.80	15.00	+				
		15-20	11.62	12.63	+				
		20-30	12.53	13.62	+				
			11.00	11.96	+				
	Fresh, cultured		7.00	7.61	+			Spain wholesale	
		> 1000 g/pc	14.00	15.22	+	France wholesale	France		





The European Fish Price Report is a monthly GLOBEFISH publication. This issue was prepared by Helga Josupeit, Rodrigo Misa, William Griffin and Maria Catalano.

## PRICE REFERENCE (INCOTERMS 2010)

CFR	Cost and Freight
CIF	Cost, Insurance and Freight
CIP	Carriage and Insurance Paid To
CPT	Carriage Paid To
DAT	Delivered at Terminal
DAP	Delivered at Place
DDP	Delivered Duty Paid
EXW	Ex Works
FCA	Free Carrier
FAS	Free Alongside Ship
FOB	Free on Board

## PRODUCT FORM

C&P	Cooked and Peeled
FAS	Frozen at Sea
H&G	Headed and Gutted
HOG	Head on Gutted (salmon)
IQF	Individually Quick Frozen
IWP	Individually Wrapped Pack
PBI	Pinbone In
PBO	Pinbone Off
PD	Peeled and Deveined
PTO	Peeled Tail On
PUD	Peeled, Undeveined

## CURRENCY RATES

		US\$	EUR
Canada	CAD	1.36	1.47
Norway	NOK	10.69	11.58
USA	USD		1.08
EU	EUR	0.92	
Denmark	DKK	6.89	7.45
Russia	RUR	94.97	102.57
Poland	PLN	4.14	4.48
UK	GBP	0.79	0.86

Exchange Rates 24.8.2023

## Acronyms

FAD	Fish aggregating device
HORECA	Hotels, Restaurants, Catering
ICCAT	International Commission for the Conservation of Atlantic Tunas
IATTC	Inter American Tropical Tuna Commission

## SYMBOLS

- + Price increased in original currency since last report
- Price decreased in original currency since last report
- = Updated but unchanged price
- ^ New insertion
- Not updated since last issue

**GLOBEFISH Market Reports are available from the GLOBEFISH web site:  
[www.fao.org/in-action/globefish](http://www.fao.org/in-action/globefish)**



Food and Agriculture  
Organization of the  
United Nations

# EUROPEAN PRICE REPORT

---

## GLOBEFISH

Trade and Market Team (NFIMT)  
Fisheries and Aquaculture Division  
Food and Agriculture Organization of the United Nations  
Viale delle Terme di Caracalla  
00153 Rome, Italy

[globefish@fao.org](mailto:globefish@fao.org)

[www.globefish.org](http://www.globefish.org)

 #FAOfish



GLOBEFISH

---