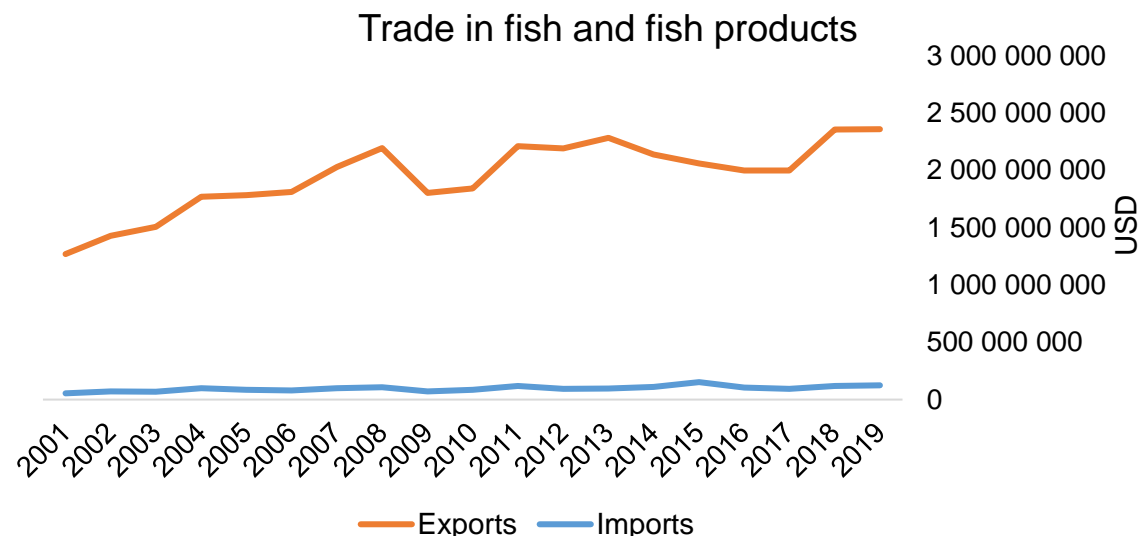




COUNTRY BRIEF

Population	Ease of doing business rank
357 000	24th
Length of coastline	Exclusive economic zone
8 506 km	678 708 km ²
Average GDP growth	GDP per capita
7.15%	USD 73 320



GDP from fisheries

3.56%

Fish available for consumption

92.5 kg/capita

Imports of fish and fish products - 2019

USD 124 384 040

Agricultural GDP from fisheries

81.39%

Fisheries and aquaculture production

Total 1 077 313 tonnes

Fisheries 97%

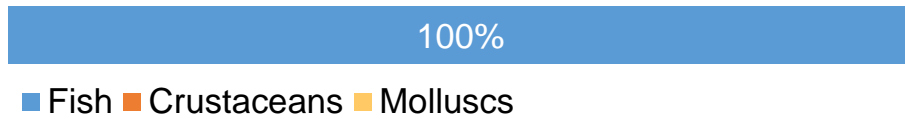
Aquaculture 3%

Exports of fish and fish products - 2019

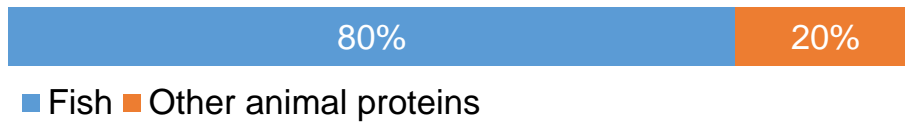
USD 2 360 425 990

Production and Trade Breakdown

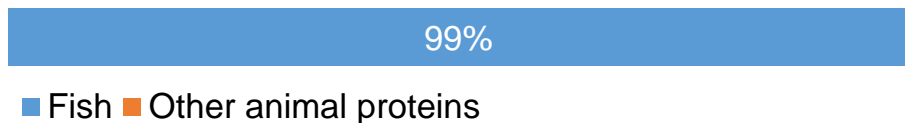
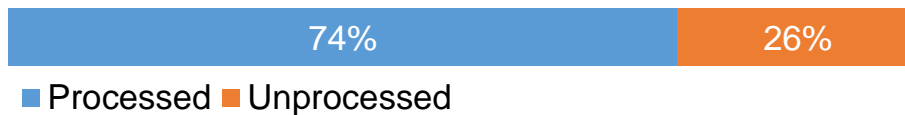
Production by volume



Imports by value



Exports by value



Production - Top 10 Species (Volume)

Rank	Species	Volume (Tonnes)
1 st	Atlantic cod	268 743
2 nd	Blue whiting (Poutassou)	268 357
3 rd	Atlantic herring	137 930
4 th	Atlantic mackerel	128 084
5 th	Saithe (Pollock)	64 596
6 th	Haddock	57 747
7 th	Golden redfish	44 561
8 th	Atlantic salmon	27 012
9 th	Greenland halibut	12 044
10 th	Atlantic wolffish	9 115

Imports - Top 10 Products (Value)

			USD
1 st	Shrimps, prawns	frozen; cold-water species HS 0306.16	52 545 430
2 nd	Fish fats or oils and fractions thereof	not chemically modified or from fish-livers HS 1504.20	27 553 420
3 rd	Cod	fresh or chilled; excluding fillets, livers and roes HS 0302.51	5 075 400
4 th	Norway lobsters	frozen HS 0306.15	4 212 640
5 th	Squid, cuttlefish	frozen HS 0307.43	4 040 730
6 th	Shrimps, prawns	frozen HS 0306.17	3 483 650
7 th	Squid, cuttlefish	dried, smoked, salted or in brine HS 0307.49	3 351 800
8 th	Herrings	frozen; excluding fillets, livers and roes HS 0303.51	2 917 140
9 th	Mussels	dried, smoked, salted or in brine HS 0307.39	2 519 940
10 th	Livers, roes, milt	dried, salted or in brine HS 0305.20	2 174 170

Exports - Top 10 Products (Value)

			USD
1 st	Fish	fresh or chilled fillets HS 0304.44	407 120 260
2 nd	Cod	frozen fillets HS 0304.71	286 434 020
3 rd	Mackerel	frozen; excluding fillets, livers and roes HS 0303.54	133 020 640
4 th	Flours, meals, pellets. Unfit for human consumption	from fish or aquatic invertebrates HS 2301.20	127 298 030
5 th	Cod	salted or in brine, not dried or smoked HS 0305.62	119 023 020
6 th	Atlantic, Danube salmon	fresh or chilled; excluding fillets, livers and roes HS 0302.14	116 029 240
7 th	Fish	dried, salted or in brine; not smoked HS 0305.32	82 225 010
8 th	Coalfish	frozen fillets HS 0304.73	79 473 700
9 th	Fish fats or oils and fractions thereof	not chemically modified or from fish-livers HS 1504.20	71 479 090
10 th	Haddock	frozen fillets HS 0304.72	71 338 760

Established in 1984, GLOBEFISH is a multi-donor funded project in the Fisheries Division of the Food and Agriculture Organization of the United Nations (FAO), responsible for providing up-to-date market and trade information on fish and fish products.

[Visit our website](#)

[Subscribe to our newsletter](#) or [email us](#)

Recent Publications



[Globefish Highlights](#)

Our flagship publication, focused on prices and analysis of market trends covering a variety of major commodities. Released quarterly.



[Chinese Fish Price Report](#)

Comprehensive coverage of Chinese price trends, market information for commercially significant species, along with industry news and policy updates. Released quarterly.



[European Price Report](#)

Market and price analysis for fish and fish products in the European market. Released monthly.



This is the second edition of the GLOBEFISH Market Profiles produced for this country, and was made at the beginning of 2022.

These profiles are based on nationally reported data or information published by international agencies. As the profile is intended to reflect the most up to date information available, reporting years may vary between sections and commodities.

The designations employed and the presentation of material in this information product do not imply the expression of any opinion whatsoever on the part of FAO concerning the legal or constitutional status of any country, territory or sea area, or the delimitation of frontiers or boundaries.

The data herein presented is compiled by FAO staff at the time of its production, "as is" and "as available", and every effort is made to ensure, but not guarantee, their timeliness, accuracy and completeness. FAO assumes no responsibility for errors and omissions in the data provided. Users are, however, kindly asked to report any errors or deficiencies in this product to FAO GLOBEFISH (globefish@fao.org).

Please note

Re-exports and re-imports are not included.

The term N/A has been used to indicate that information was not found in the indicated sources. The classification of fish and fish products as either processed or unprocessed is very broad, and is intended for indicative purposes only.

[HS codes for fish and fish products](#)

International trade codes for fish and fish products in a user friendly format.



Sources and time periods:

-Fishing and aquaculture production (2019):
FAO's [Global Fishery and Aquaculture Production Statistics](#)

-Fish available for consumption (2017):
FAO's [Fishery and Aquaculture Statistics 2019](#)

-Population (2019), GDP Growth (2015-2019), GDP per Capita (2019):
IMF's [World Economic Outlook Databases](#)

-Imports, Exports and Share of Trade (2000-2019):
FAO's [Global Fishery and Aquaculture Commodities Statistics](#)

-GDP, GDP from fisheries, GDP from agriculture (2019):
World Bank's [World Development Indicators](#),
OECD's [National Accounts Statistics](#) or
UNSD's [National Accounts](#)

-Ease of doing business (2019):
World Bank's [Ease of Doing Business](#) ranking

-Length of Coastline, Exclusive Economic Zone, Exclusive Fishing Zone (2003):
UNEP's [Global Environment Outlook](#)

[GLOBEFISH](#)

Explore more market information on the GLOBEFISH website



[GLOBEFISH on ISSUU](#)

Read GLOBEFISH publications on ISSUU

