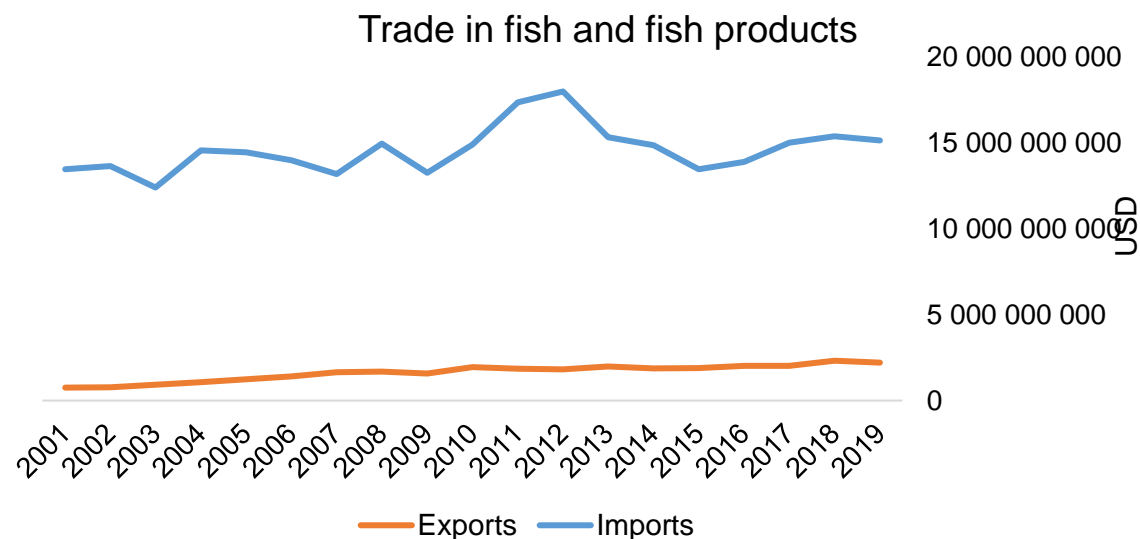




## COUNTRY BRIEF

Population	Ease of doing business rank
126 221 000	26th
Length of coastline	Exclusive economic zone
29 020 km	3 648 390 km <sup>2</sup>
Average GDP growth	GDP per capita
1.06%	USD 40 586



GDP from fisheries

N/A

Fish available for consumption

45.8 kg/capita

Imports of fish and fish products - 2019

USD 15 128 022 260

Agricultural GDP from fisheries

N/A

Fisheries and aquaculture production

Total 3 785 095 tonnes

Fisheries 84%

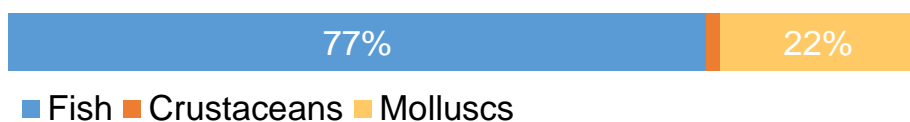
Aquaculture 16%

Exports of fish and fish products - 2019


USD 2 219 711 900

## Production and Trade Breakdown

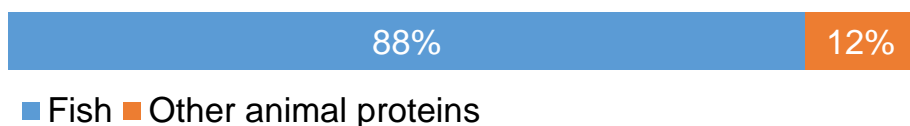
### Production by volume



### Imports by value



### Exports by value



## Production - Top 10 Species (Volume)

Rank	Species	Volume (Tonnes)
1 <sup>st</sup>	Pacific sardine	556 351
2 <sup>nd</sup>	Yesso scallop	483 901
3 <sup>rd</sup>	Pacific chub mackerel	450 441
4 <sup>th</sup>	Skipjack tuna	206 693
5 <sup>th</sup>	Marine fishes nei	176 335
6 <sup>th</sup>	Pacific cupped oyster	161 646
7 <sup>th</sup>	Alaska pollock (Walleye poll.)	154 002
8 <sup>th</sup>	Japanese amberjack	136 367
9 <sup>th</sup>	Japanese anchovy	130 069
10 <sup>th</sup>	Amberjacks nei	108 957

## Imports - Top 10 Products (Value)

			USD
1 <sup>st</sup>	Shrimps, prawns	frozen HS 0306.17	1 444 666 350
2 <sup>nd</sup>	Tunas, skipjack, stripe-bellied bonito	frozen fillets HS 0304.87	811 963 790
3 <sup>rd</sup>	Pacific salmon	frozen; excluding fillets, livers and roes HS 0303.12	723 360 370
4 <sup>th</sup>	Shrimps, prawns	prepared or preserved, not in airtight containers HS 1605.21	676 716 690
5 <sup>th</sup>	Fish, other than species in 0304	frozen fillets HS 0304.89	592 327 020
6 <sup>th</sup>	Squid, cuttlefish	frozen HS 0307.43	584 825 620
7 <sup>th</sup>	Crabs	frozen HS 0306.14	571 395 110
8 <sup>th</sup>	Fish, other than species in 0304	frozen meat; excluding fillets, livers and roes HS 0304.99	548 846 370
9 <sup>th</sup>	Fish, other than species in 1604	prepared or preserved; whole or in pieces HS 1604.19	503 588 670
10 <sup>th</sup>	Livers, roes, milt	frozen HS 0303.91	452 522 400

## Exports - Top 10 Products (Value)

			USD
1 <sup>st</sup>	Scallops	frozen HS 0307.22	350 306 360
2 <sup>nd</sup>	Sea cucumbers	prepared or preserved HS 1605.61	190 561 980
3 <sup>rd</sup>	Mackerel	frozen; excluding fillets, livers and roes HS 0303.54	188 841 250
4 <sup>th</sup>	Fish, other than species in 0304	frozen fillets HS 0304.89	147 641 490
5 <sup>th</sup>	Fish	prepared or preserved HS 1604.20	124 134 230
6 <sup>th</sup>	Molluscs	prepared or preserved HS 1605.59	98 169 870
7 <sup>th</sup>	Fish, other than species in 0303	frozen; excluding fillets, livers and roes HS 0303.89	77 606 000
8 <sup>th</sup>	Sardines, sardinella, brisling or sprats	frozen; excluding fillets, livers and roes HS 0303.53	73 462 160
9 <sup>th</sup>	Scallops	prepared or preserved HS 1605.52	69 397 010
10 <sup>th</sup>	Molluscs	live, fresh or chilled HS 0307.91	58 856 940

Established in 1984, GLOBEFISH is a multi-donor funded project in the Fisheries Division of the Food and Agriculture Organization of the United Nations (FAO), responsible for providing up-to-date market and trade information on fish and fish products.

[Visit our website](#)

[Subscribe to our newsletter](#) or [email us](#)

## Recent Publications



### [Globefish Highlights](#)

Our flagship publication, focused on prices and analysis of market trends covering a variety of major commodities. Released quarterly.



### [Chinese Fish Price Report](#)

Comprehensive coverage of Chinese price trends, market information for commercially significant species, along with industry news and policy updates. Released quarterly.



### [European Price Report](#)

Market and price analysis for fish and fish products in the European market. Released monthly.



This is the second edition of the GLOBEFISH Market Profiles produced for this country, and was made at the beginning of 2022.

These profiles are based on nationally reported data or information published by international agencies. As the profile is intended to reflect the most up to date information available, reporting years may vary between sections and commodities.

The designations employed and the presentation of material in this information product do not imply the expression of any opinion whatsoever on the part of FAO concerning the legal or constitutional status of any country, territory or sea area, or the delimitation of frontiers or boundaries.

The data herein presented is compiled by FAO staff at the time of its production, "as is" and "as available", and every effort is made to ensure, but not guarantee, their timeliness, accuracy and completeness. FAO assumes no responsibility for errors and omissions in the data provided. Users are, however, kindly asked to report any errors or deficiencies in this product to FAO GLOBEFISH ([globefish@fao.org](mailto:globefish@fao.org)).

### **Please note**

Re-exports and re-imports are not included.

The term N/A has been used to indicate that information was not found in the indicated sources. The classification of fish and fish products as either processed or unprocessed is very broad, and is intended for indicative purposes only.

### [HS codes for fish and fish products](#)

International trade codes for fish and fish products in a user friendly format.



Sources and time periods:

-Fishing and aquaculture production (2019):  
FAO's [Global Fishery and Aquaculture Production Statistics](#)

-Fish available for consumption (2017):  
FAO's [Fishery and Aquaculture Statistics 2019](#)

-Population (2019), GDP Growth (2015-2019), GDP per Capita (2019):  
IMF's [World Economic Outlook Databases](#)

-Imports, Exports and Share of Trade (2000-2019):  
FAO's [Global Fishery and Aquaculture Commodities Statistics](#)

-GDP, GDP from fisheries, GDP from agriculture (2019):  
World Bank's [World Development Indicators](#),  
OECD's [National Accounts Statistics](#) or  
UNSD's [National Accounts](#)

-Ease of doing business (2019):  
World Bank's [Ease of Doing Business](#) ranking

-Length of Coastline, Exclusive Economic Zone, Exclusive Fishing Zone (2003):  
UNEP's [Global Environment Outlook](#)

### [GLOBEFISH](#)

Explore more market information on the GLOBEFISH website



### [GLOBEFISH on ISSUU](#)

Read GLOBEFISH publications on ISSUU

